



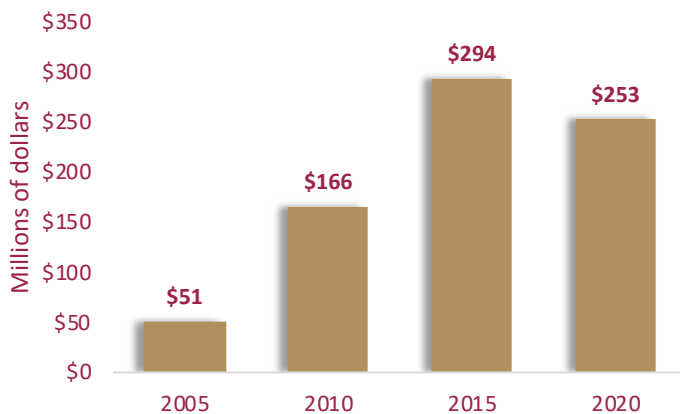
## TOTAL TRADE WITH MEXICO IN 2020<sup>1</sup>



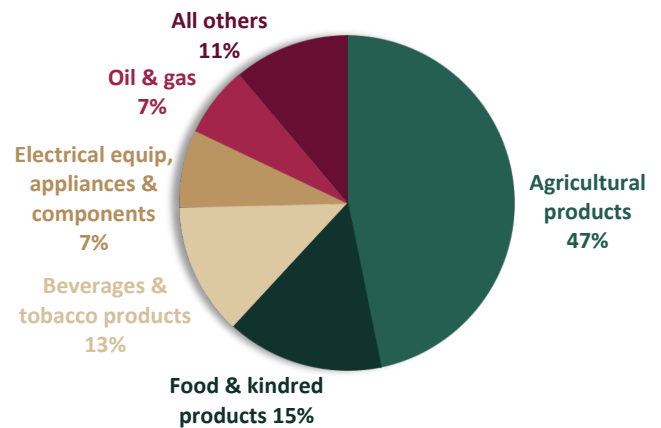
North Dakota's total trade with Mexico exceeds the total trade of the United States with Uzbekistan and Bosnia and Herzegovina combined.

## NORTH DAKOTA'S EXPORTS TO MEXICO<sup>1</sup>

2005 - 2020



BY PRODUCT (2020)



North Dakota's most exported products to Mexico are **oilseeds and grains**.

Over **\$152 million** in 2020<sup>1</sup>

Trade with Mexico supports over

**14**

**THOUSAND**

jobs in North Dakota<sup>2</sup>



## TRADE PARTNERS OF NORTH DAKOTA<sup>1</sup>

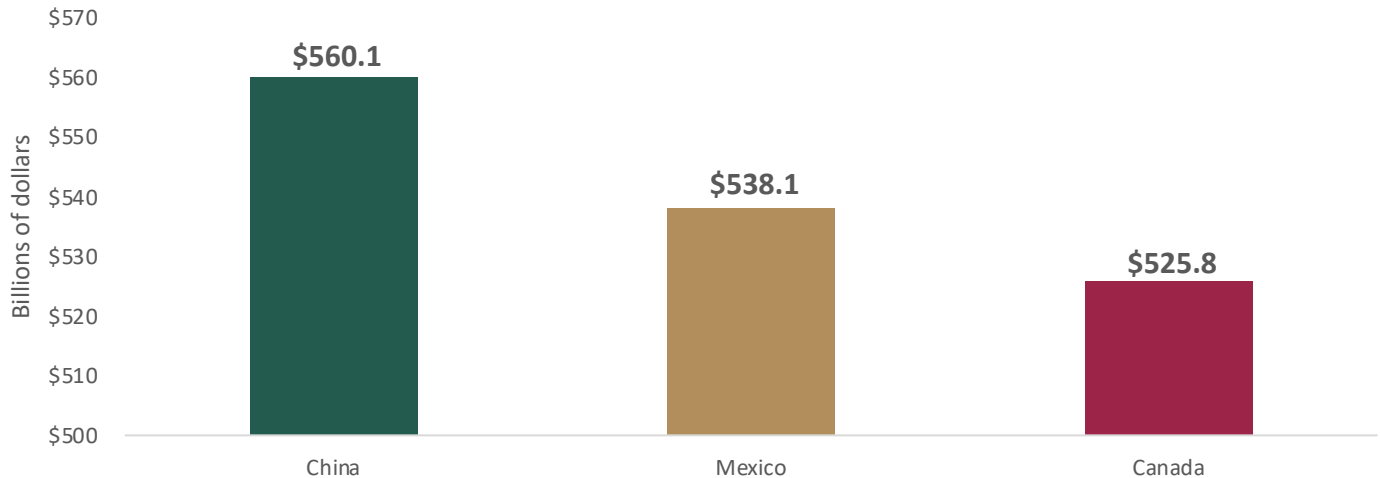
	Export Destination	Import Origin	Total Trade
1 <sup>st</sup>			
2 <sup>nd</sup>			
3 <sup>rd</sup>			

## MEXICAN INVESTMENTS IN NORTH DAKOTA





## MEXICO WAS THE UNITED STATES' #2 TRADING PARTNER IN 2020<sup>1</sup>



### U.S. – Mexico Trade



**Jobs:** Trade with Mexico supports 5 million American jobs throughout the nation, which equals 12.2% of all trade-related jobs in the U.S.<sup>2</sup>



**Exports:** In 2020, Mexico was one of the top three merchandise export markets for 29 U.S. states.<sup>1</sup>



**Total Trade:** Trade with Mexico reached \$538.1 billion in 2020, which equals about 14.3% of all U.S. exports.<sup>1</sup>



**U.S. Manufacturers:** U.S.-manufactured goods trade with Mexico supports the jobs of more than 147 thousand men and women across the United States.<sup>2</sup> Mexico is one of the top three purchasers of manufacturing exports for 32 U.S. states.<sup>1</sup>



**Essential for Farmers and Ranchers:** U.S. agricultural exports to Mexico have increased 5x since the implementation of NAFTA, from \$3.6 billion in 1993 to \$18 billion in 2020. Mexico purchased 12.4% of all U.S. agricultural exports in 2020.<sup>3</sup>



**Powers the Service Economy:** U.S. services exports to Mexico have exponentially grown 217% since NAFTA's implementation, from \$10.3 billion in 1993 to \$32.9 billion in 2019.<sup>4</sup> U.S. service exports supports over 4.5 million U.S. jobs.<sup>2</sup>

### Useful Links

#### Mexico – U.S. Economic Affairs Information

<https://embamex.sre.gob.mx/eua/index.php/en/2016-05-11-14-29-59/economic-affairs-menu>

#### Embassy of Mexico in the United States

<https://embamex.sre.gob.mx/eua/index.php/en/>

#### Consulates of Mexico

<https://directorio.sre.gob.mx/index.php/consulados-de-mexico-en-el-exterior>

1. U.S. Census Bureau, [www.census.gov](http://www.census.gov)  
2. Trade Partnership Worldwide LLC / Business Roundtable, [www.businessroundtable.org](http://www.businessroundtable.org)  
3. Foreign Agricultural Service – U.S. Department of Agriculture, [www.usda.gov](http://www.usda.gov)  
4. Office of the U.S. Trade Representative, [www.ustr.gov](http://www.ustr.gov)

