

Total trade in 2022¹

\$599.8
million

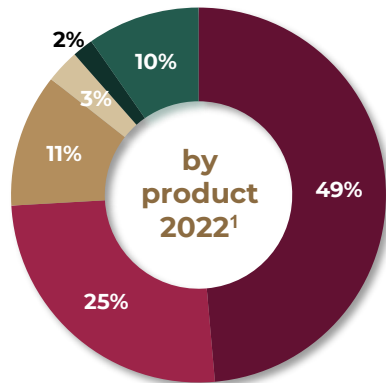
EXPORTS
\$522.2 million

IMPORTS
\$77.6 million

South Dakota's total trade with Mexico is grew by 15% from 2021 to 2022.

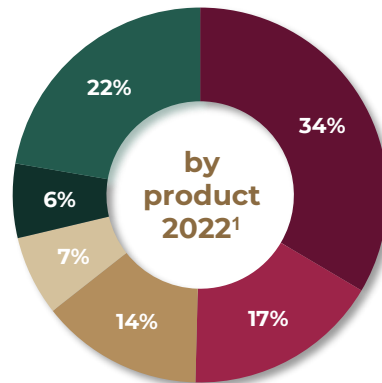
South Dakota's exports to Mexico

- Meat Products & Meat Packaging Products
- Beverages
- Oilseeds & Grains
- General Purpose Machinery
- Leather & Hide Tanning
- Other

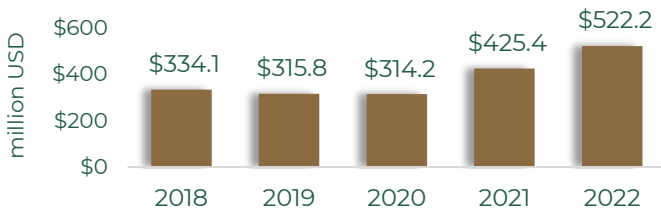


South Dakota's imports from Mexico

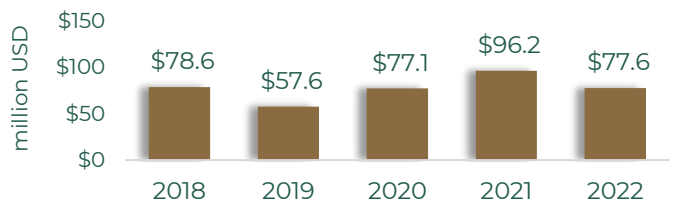
- Agri., Const., & Mining Machinery
- Motor Vehicles
- Pulp, Paper & Paperboard Mill Products
- Motor Vehicle Parts
- Rubber Products
- Other



Last five years¹



Last five years¹



Mexico is South Dakota's second largest trade partner

Mexican investments in South Dakota



Trade with Mexico supports over

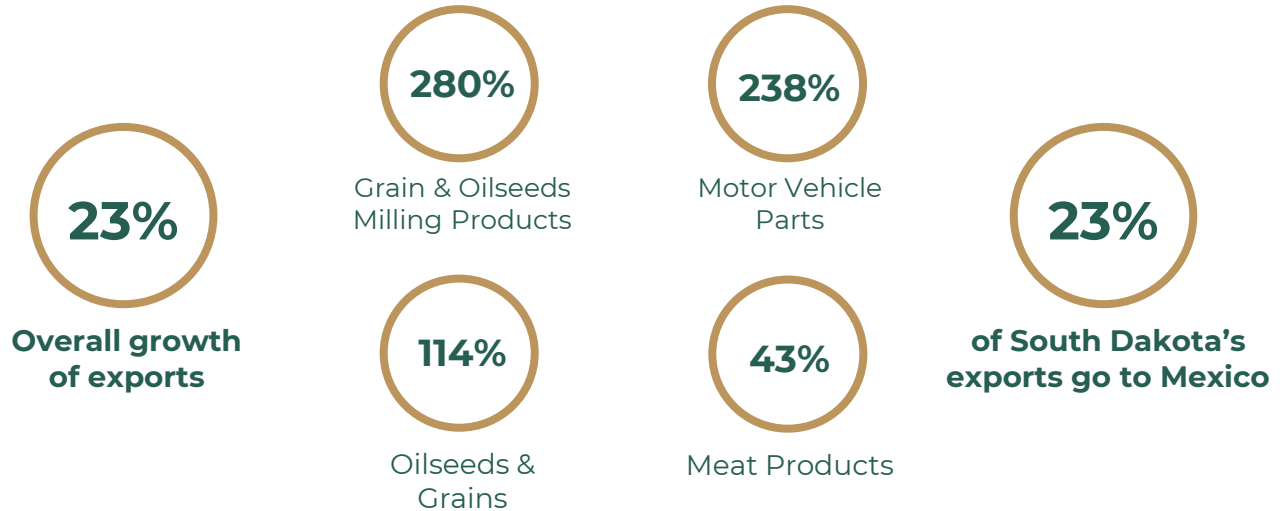
13

thousand

jobs in South Dakota²



South Dakota's most exported products to Mexico continue to grow (2021 - 2022)¹



Mexico is one of the United States' top trade partners¹ 2022



Mexico is a vital market for U.S.' exports¹

- #1 for 6 states
- #2 for 21 states
- #3 for 6 states

Trade with Mexico supports over **5 MILLION** jobs in the United States²

Mexico's Foreign Direct Investment to the U.S. 2021³

\$48.1 billion

Useful Links

Consulates of Mexico

<http://bit.ly/3wJuQ5M>

Embassy of Mexico in the U.S.

<http://embamex.sre.gob.mx/eua>

Doing Business With Mexico

<http://bit.ly/3RIM3vJ>

1. U.S. Census Bureau, www.census.gov
 2. Trade Partnership Worldwide LLC / Business Roundtable, www.businessroundtable.org
 3. "FDI Stock by UBO" SelectUSA / U.S. Department of Commerce, www.selectusa.gov

