



Total trade in 2022¹

\$6.5 billion

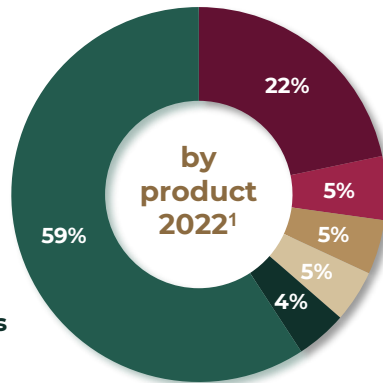
EXPORTS
\$3.2 billion

IMPORTS
\$3.3 billion

New York's total trade with Mexico is greater than the United States' total trade with Greece.

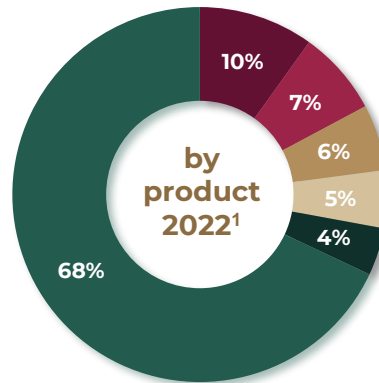
New York's exports to Mexico

- Engines, Turbines & Power Transmsn Equip
- Nonferrous (exc Alum) & Processing
- Basic Chemiclas
- Misc. Manufactured Commodities
- Resin, Syn Rubber/Fibers & Artf
- Other

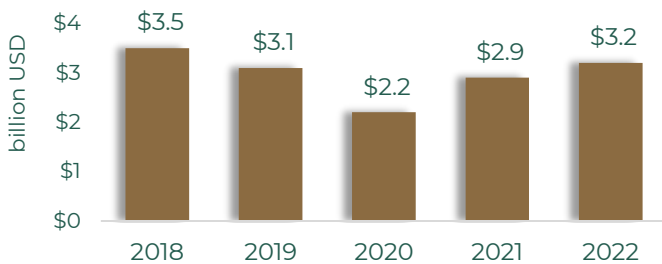


New York's imports from Mexico

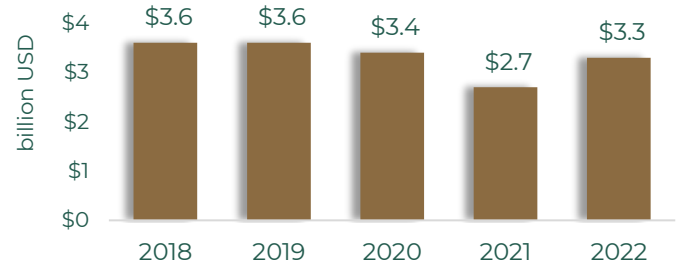
- Electrical Equipment & Components
- Beverages
- Medical Equipment & Supplies
- Navigational, medical & control Instruments
- Nonferrous (exc Alum) & Processing
- Other



Last five years¹



Last five years¹



Mexican investments in New York



Trade with Mexico supports over

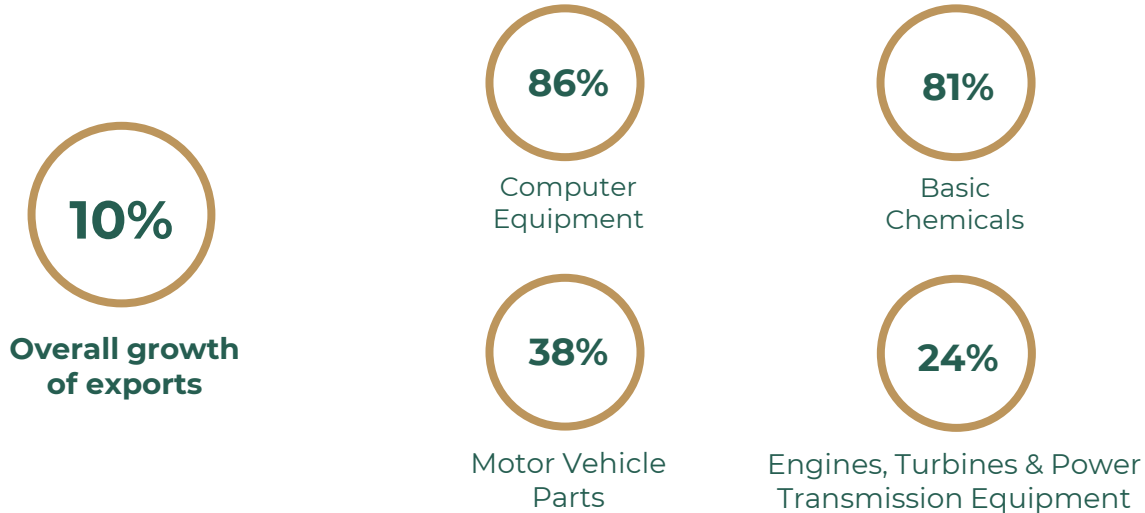
328

thousand

jobs in New York²



New York's most exported products to Mexico continue to grow (2021 – 2022)¹



Mexico is one of the United States' top trade partners¹ 2022



Mexico is a vital market for U.S.' exports¹

- #1** for **6** states
- #2** for **21** states
- #3** for **6** states

Trade with Mexico supports over

5 MILLION

jobs in the United States²

Mexico's Foreign Direct Investment to the U.S.

2021³

\$48.1 billion

Useful Links

Consulates of Mexico

<http://bit.ly/3wJuQ5M>

Embassy of Mexico in the U.S.

<http://embamex.sre.gob.mx/eua>

Doing Business With Mexico

<http://bit.ly/3RIM3vJ>

1. U.S. Census Bureau, www.census.gov
 2. Trade Partnership Worldwide LLC / Business Roundtable, www.businessroundtable.org
 3. "FDI Stock by UBO" SelectUSA / U.S. Department of Commerce, www.selectusa.gov

