



Total trade in 2021¹

\$231.1
billion

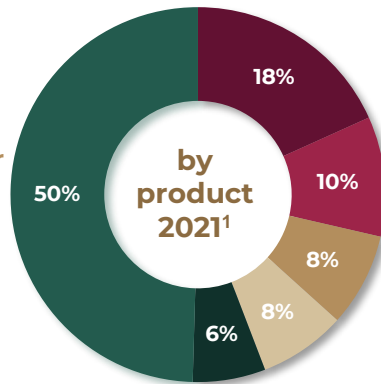
EXPORTS
\$122.7 billion

IMPORTS
\$108.4 billion

Texas' total trade with Mexico is greater than the United States' total trade with the United Kingdom, Spain and Brazil combined.

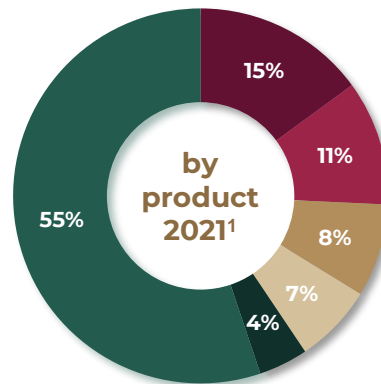
Texas' exports to Mexico

- Petroleum & Coal Products
- Oil & Gas
- Semiconductors & Other Electronic Components
- Computer Equipment
- Motor Vehicle Parts
- Other



Texas' imports from Mexico

- Computer Equipment
- Motor Vehicle Parts
- Oil & Gas
- Motor Vehicles
- Audio & Video Equipment
- Other



Mexico is Texas' #1 trade partner

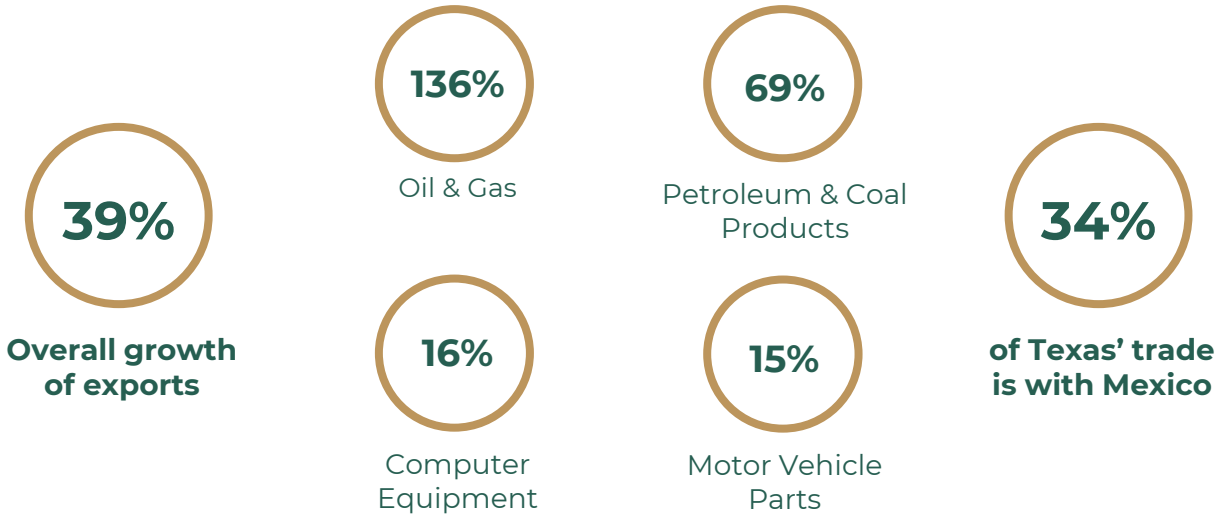
Mexican investments in Texas



Trade with Mexico supports over
466
thousand
jobs in Texas²



Texas' most exported products to Mexico continue to grow (2020 – 2021)¹



Mexico is one of the United States' top trade partners¹ 2021



Mexico is a vital market for U.S.' exports¹

- #1** for **6** states
- #2** for **20** states
- #3** for **5** states

Trade with Mexico supports over

5 MILLION

jobs in the United States²

Mexico's Foreign Direct Investment to the U.S.
2020³

\$42.1 billion

Useful Links

Consulates of Mexico

<https://directorio.sre.gob.mx/index.php/consulados-de-mexico-en-el-exterior>

Embassy of Mexico in the U.S.

<https://embamex.sre.gob.mx/eua/index.php/en/>

Economic Affairs

<https://embamex.sre.gob.mx/eua/index.php/es/2016-04-09-20-40-51/asuntos-economicos>

1. U.S. Census Bureau, www.census.gov
 2. Trade Partnership Worldwide LLC / Business Roundtable, www.businessroundtable.org
 3. "FDI Stock by UBO" SelectUSA / U.S. Department of Commerce, www.selectusa.gov

