

## Total trade in 2021<sup>1</sup>

**\$11.3**  
billion

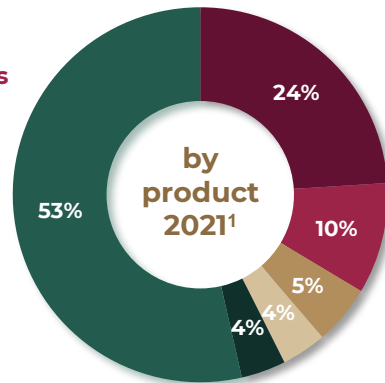
EXPORTS  
**\$4.9 billion**

IMPORTS  
**\$6.4 billion**

Pennsylvania's total trade with Mexico is greater than its trade with South and Central America combined.

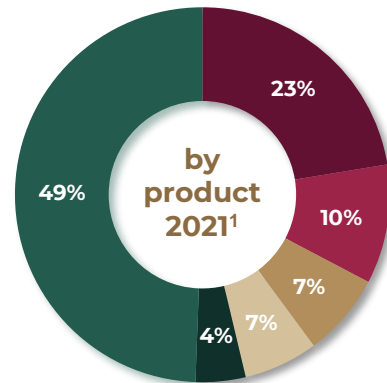
### Pennsylvania's exports to Mexico

- Basic Chemicals
- Resin, Syn Rubber/Fibers & Artf
- Electrical Equipment
- Plastics Products
- Electrical Equipment & Components
- Other



### Pennsylvania's imports from Mexico

- Motor Vehicles
- General Purpose Machinery
- Electrical Equipment & Components
- Household Appliances & Misc Machines
- Plastics Products
- Other



## Mexico is Pennsylvania's #3 trade partner & #2 export market

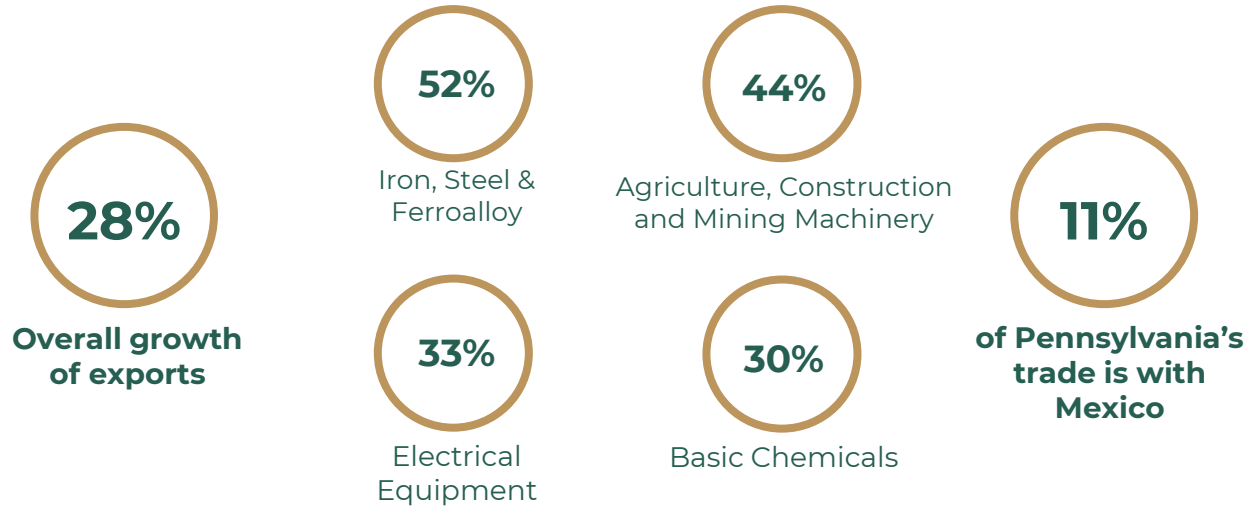
### Mexican investments in Pennsylvania



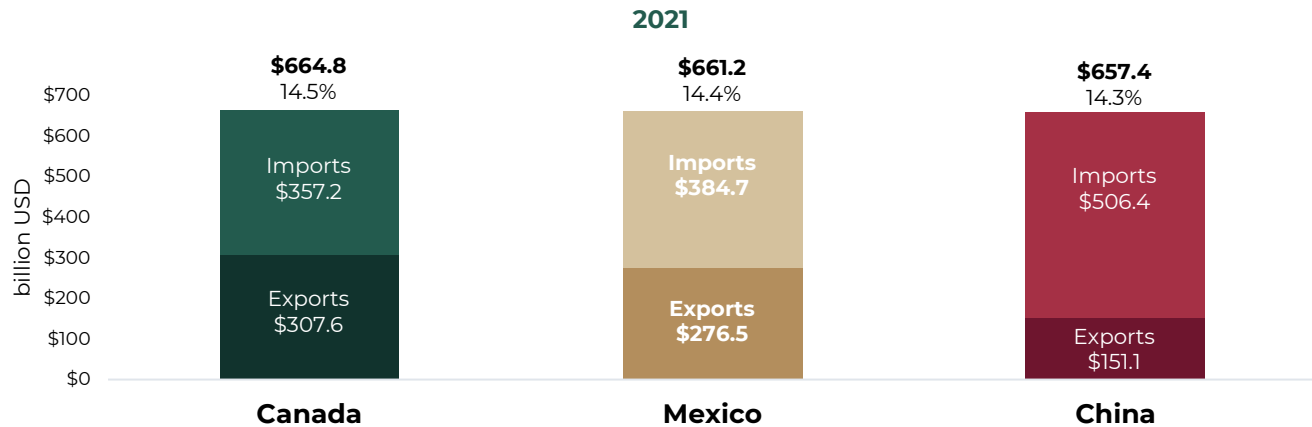
Trade with Mexico supports over  
**194**  
thousand  
jobs in Pennsylvania<sup>2</sup>



## Pennsylvania's most exported products to Mexico continue to grow (2020 – 2021)<sup>1</sup>



## Mexico is one of the United States' top trade partners<sup>1</sup>



Mexico is a vital market for U.S.' exports<sup>1</sup>

- #1** for **6** states
- #2** for **20** states
- #3** for **5** states

Trade with Mexico supports over

**5 MILLION**

jobs in the United States<sup>2</sup>

Mexico's Foreign Direct Investment to the U.S.

2020<sup>3</sup>

**\$42.1 billion**

### Useful Links

#### Consulates of Mexico

<https://directorio.sre.gob.mx/index.php/consulados-de-mexico-en-el-exterior>

#### Embassy of Mexico in the U.S.

<https://embamex.sre.gob.mx/eua/index.php/en/>

#### Economic Affairs

<https://embamex.sre.gob.mx/eua/index.php/es/2016-04-09-20-40-51/asuntos-economicos>

1. U.S. Census Bureau, [www.census.gov](http://www.census.gov)  
 2. Trade Partnership Worldwide LLC / Business Roundtable, [www.businessroundtable.org](http://www.businessroundtable.org)  
 3. "FDI Stock by UBO" SelectUSA / U.S. Department of Commerce, [www.selectusa.gov](http://www.selectusa.gov)

