



Total trade in 2021¹

\$4.4
billion

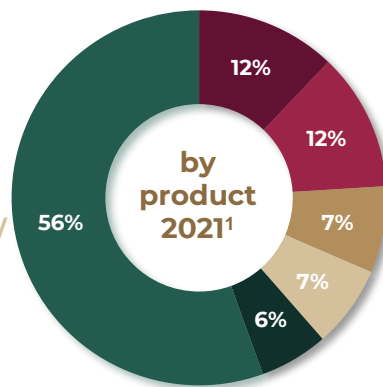
EXPORTS
\$365.4 million

IMPORTS
\$4.0 billion

Maryland's total trade with Mexico is greater than the United States' total trade with Greece.

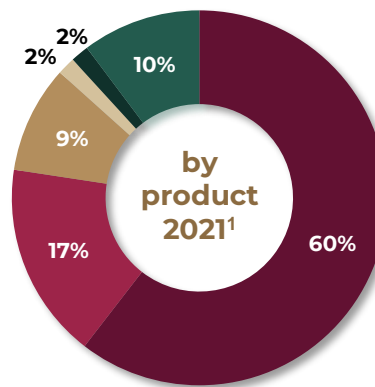
Maryland's exports to Mexico

- Misc. Manufactured Commodities
- Basic Chemicals
- Pharmaceuticals & Medicines
- Navigational/measuring/medical/control Instrument
- Recyclables
- Other

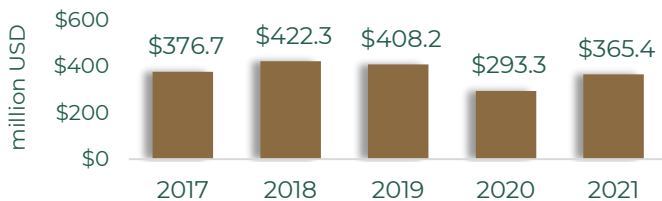


Maryland's imports from Mexico

- Motor Vehicles
- Communications Equipment
- Household Appliances And Misc Machines
- Sugar & Confectionery Products
- Fruits & Tree Nuts
- Other



Last five years¹



Last five years¹



Mexico is Maryland's #4 trade partner

Mexican investments in Maryland



Trade with Mexico supports over

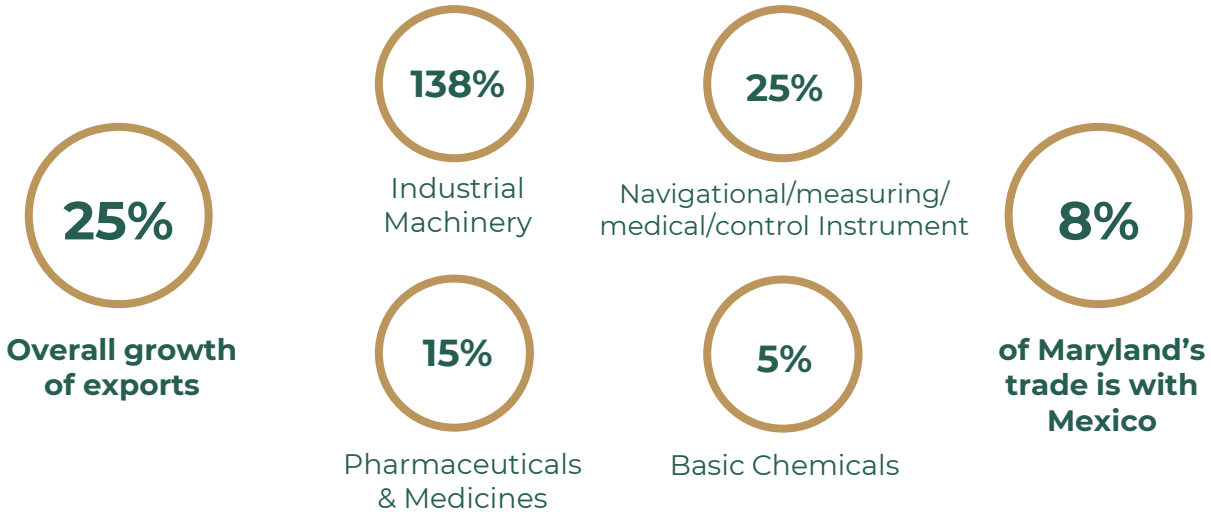
97

thousand

jobs in Maryland²



Maryland's most exported products to Mexico continue to grow (2020 – 2021)¹



Mexico is one of the United States' top trade partners¹

2021



Mexico is a vital market for U.S.' exports¹

- #1** for **6** states
- #2** for **20** states
- #3** for **5** states

Trade with Mexico supports over

5 MILLION

jobs in the United States²

Mexico's Foreign Direct Investment to the U.S.

2020³

\$42.1 billion

Useful Links

Consulates of Mexico

<https://directorio.sre.gob.mx/index.php/consulados-de-mexico-en-el-exterior>

Embassy of Mexico in the U.S.

<https://embamex.sre.gob.mx/eua/index.php/en/>

Economic Affairs

<https://embamex.sre.gob.mx/eua/index.php/es/2016-04-09-20-40-51/asuntos-economicos>

1. U.S. Census Bureau, www.census.gov
 2. Trade Partnership Worldwide LLC / Business Roundtable, www.businessroundtable.org
 3. "FDI Stock by UBO" SelectUSA / U.S. Department of Commerce, www.selectusa.gov

