




EDITION 2021

## TOTAL TRADE IN 2020<sup>1</sup>

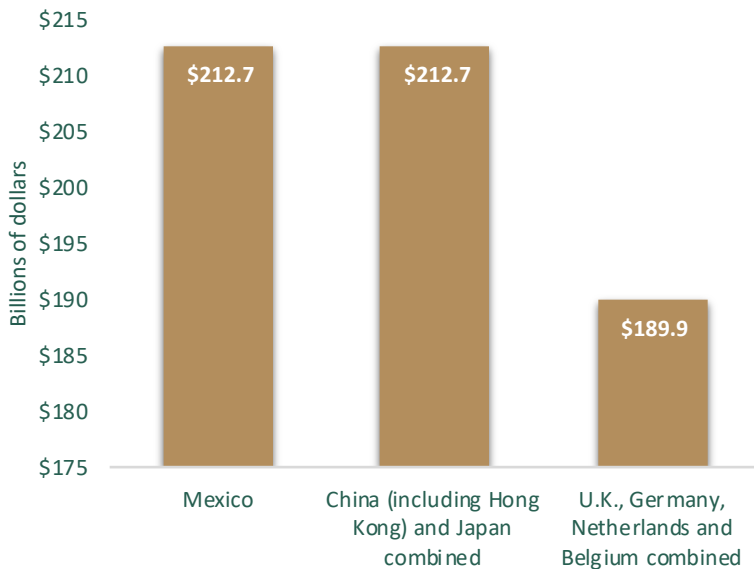


Over **\$1 million** in products are traded **every minute** between the U.S. and Mexico

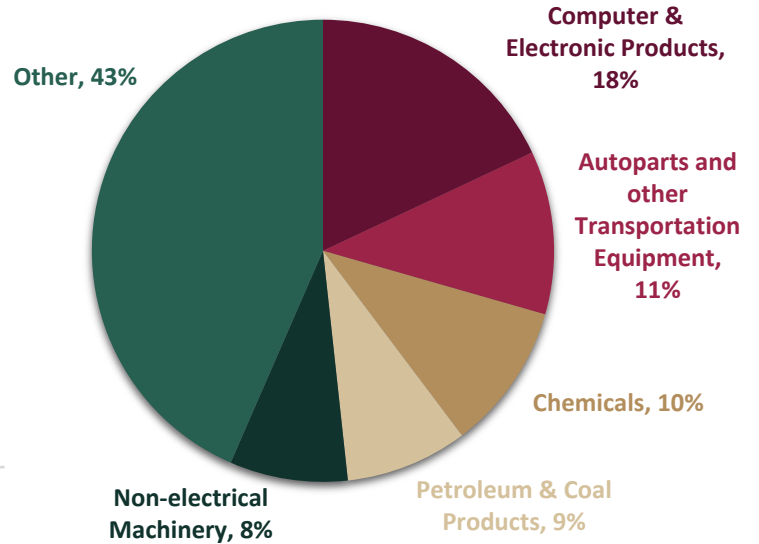
## MEXICO IS THE UNITED STATES' #2 TRADING PARTNER<sup>1</sup>




## U.S.' EXPORTS TO MEXICO AND OTHER SELECTED COUNTRIES 2020<sup>1</sup>



## U.S.' EXPORTS TO MEXICO by product 2020<sup>1</sup>

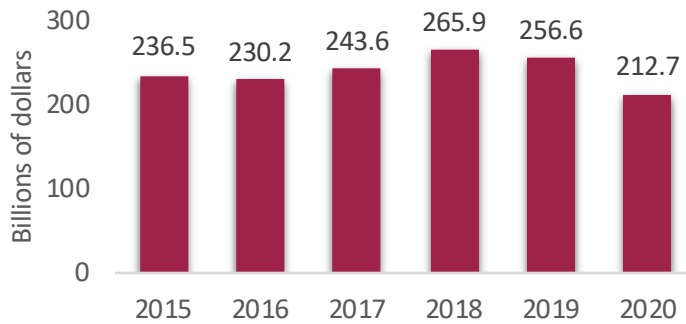




**MEXICO IS THE EXPORT MARKET:**

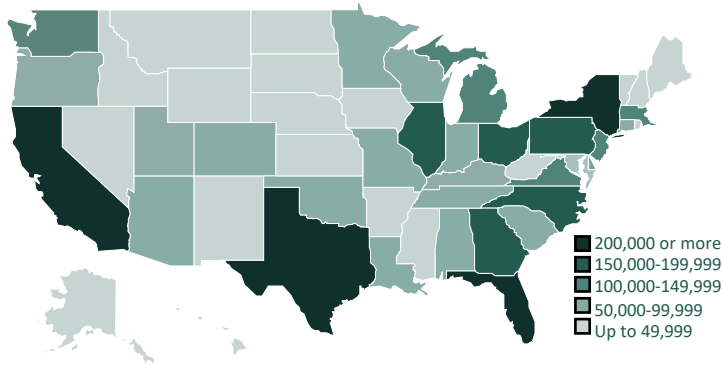
- #1 FOR 6 STATES**
- #2 FOR 18 STATES**
- #3 FOR 5 STATES**

**U.S. Exports to Mexico<sup>1</sup>**



**U.S. EXPORTS OF SERVICES TO MEXICO 2019<sup>1</sup>**  
**\$32.9 BILLION**

**JOBS PER STATE 2018<sup>2</sup>**



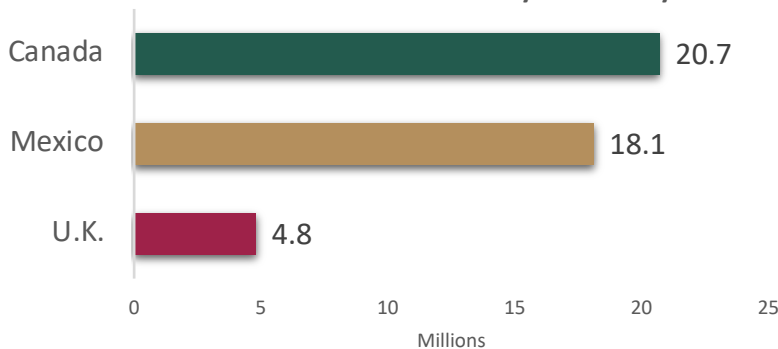
Trade with Mexico supports **5 MILLION** jobs in the United States<sup>2</sup>

**MEXICO'S FOREIGN DIRECT INVESTMENT TO THE U.S. 2019<sup>3</sup>**

**\$42.9 BILLION**



**# of international visitors to the U.S. by nationality<sup>4</sup>**



**TOURISM<sup>4</sup>**

In 2019, the U.S. received **18.1 million** Mexican visitors. Placing Mexico **2<sup>nd</sup>** in terms of the most visitors from one nation to the U.S.

That same year, the U.S. received over **\$17 billion** in travel and tourism-related exports from Mexico. Nearly **8%** of all receipts.

1. U.S. Census Bureau, [www.census.gov](http://www.census.gov)  
 2. Trade Partnership Worldwide LLC / Business Roundtable, [www.businessroundtable.org](http://www.businessroundtable.org)  
 3. "FDI Stock by UBO" SelectUSA / U.S. Department of Commerce, [www.selectusa.gov](http://www.selectusa.gov)  
 4. National Travel and Tourism Office – ITA, [www.travel.trade.gov](http://www.travel.trade.gov)