



Total trade in 2023¹

\$272.2 billion

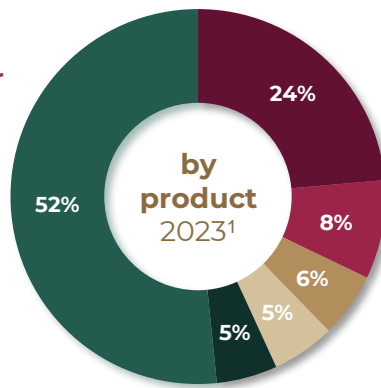
EXPORTS
\$129.5 billion

IMPORTS
\$142.7 billion

Texas' trade with Mexico is larger than the United States' trade with Japan and Spain combined.

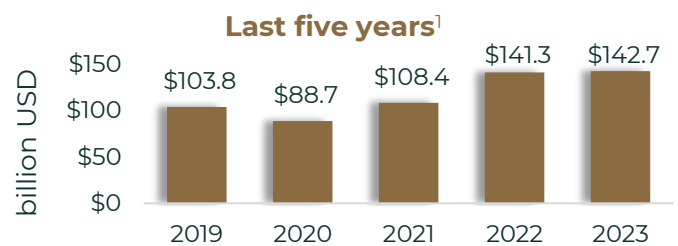
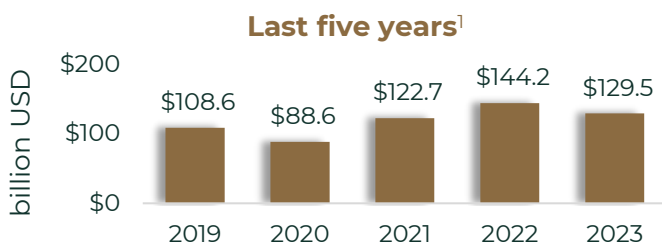
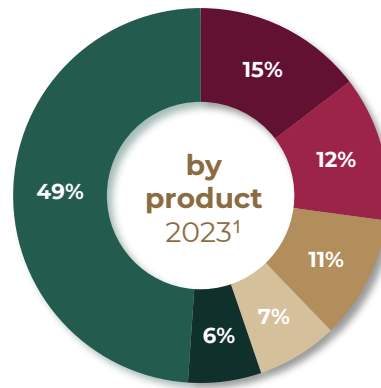
Texas' exports to Mexico

- Petroleum & Coal Products
- Semiconductors & Other Electronic Components
- Oil & Gas
- Computer Equipment
- Motor Vehicle Parts
- Other



Texas' imports from Mexico

- Computer Equipment
- Motor Vehicle Parts
- Motor Vehicles
- Oil & Gas
- Electrical Equipment & Components
- Other



Mexico is Texas' #1 trade partner

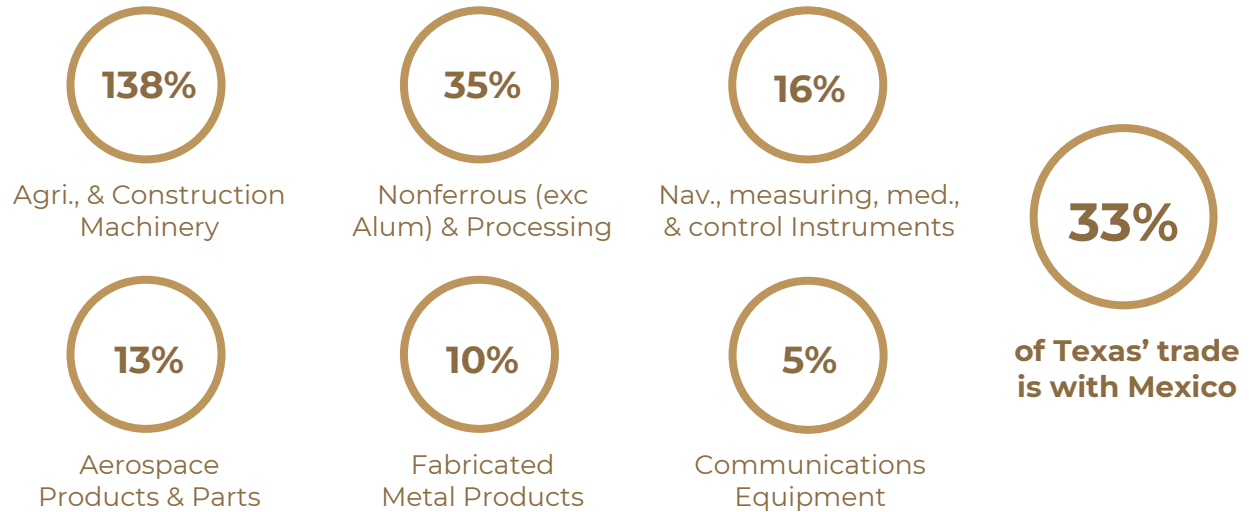
Mexican investments in Texas



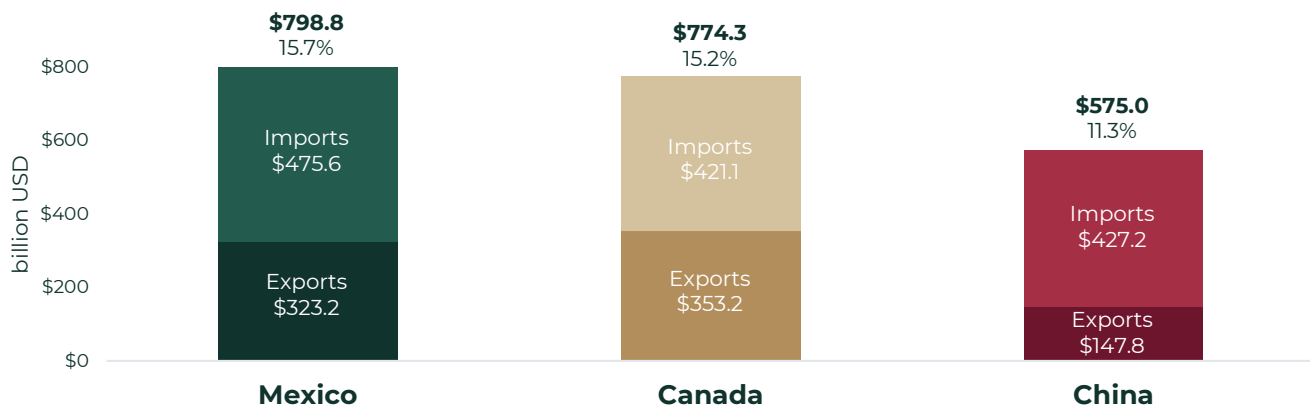
Trade with Mexico supports over **466 thousand** jobs in Texas²



Texas' most exported products to Mexico continue to grow (2022 - 2023)¹



Mexico is the United States' top trade partner¹ 2023



Mexico is an important trade partner across the U.S.

- #1 for 9 states
- #2 for 20 states
- #3 for 9 states

Trade with Mexico sustains

5 MILLION +

jobs in the United States²

Mexico's Foreign Direct Investment to the U.S.
2022³

\$54.0 billion

Useful Links

Embassy of Mexico in the U.S.
<http://embamex.sre.gob.mx/eua>

Invest in Mexico
<https://bit.ly/investmx>

Consulates of Mexico
<https://bit.ly/consulatesmx>

1. U.S. Census Bureau, www.census.gov
2. Trade Partnership Worldwide LLC / Business Roundtable, www.businessroundtable.org
3. "FDI Stock by UBO" SelectUSA / U.S. Department of Commerce, www.selectusa.gov

