



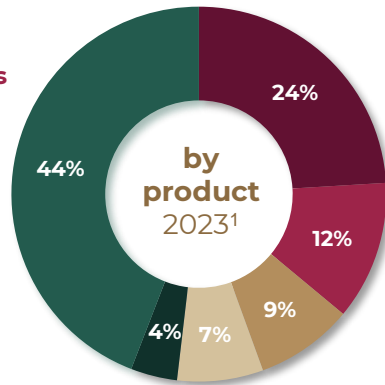
Total trade in 2023¹



Rhode Island's trade with Mexico is greater than the United States' trade with Serbia.

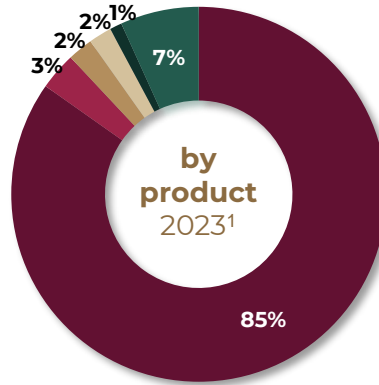
Rhode Island's exports to Mexico

- Electrical Equipment & Components
- Resin, Syn Rubber/Fibers & Artf
- Nonferrous (exc Alum) & Processing
- Plastics Products
- Motor Vehicle Parts
- Other

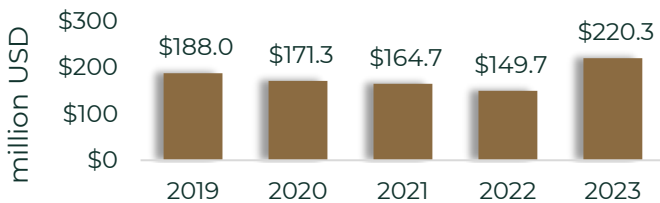


Rhode Island's imports from Mexico

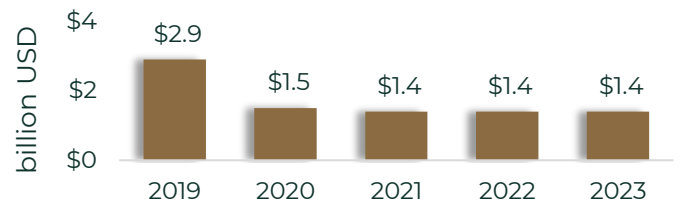
- Motor Vehicles
- Medical Equipment & Supplies
- Nonferrous (exc Alum) & Processing
- Electrical Equipment & Components
- Fabricated Metal Products
- Other



Last five years¹



Last five years¹



Mexico is Rhode Island's 3rd largest trade partner

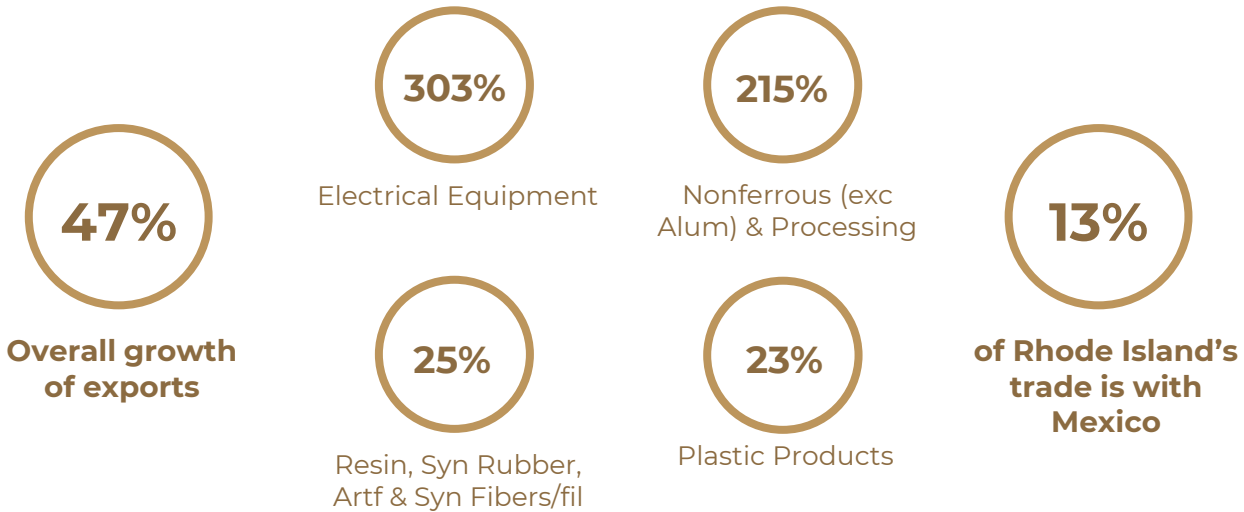
Mexican investments in Rhode Island



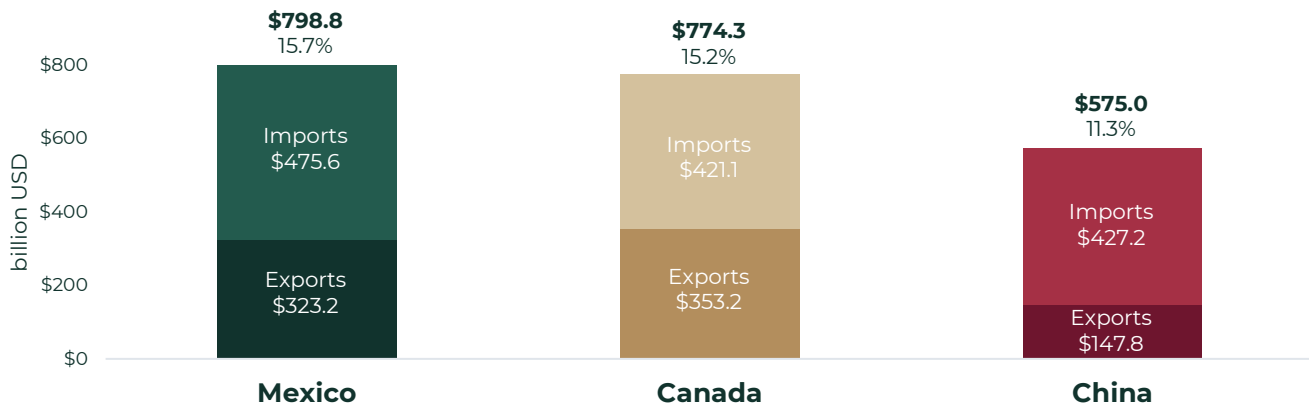
Trade with Mexico supports over
16 thousand
jobs in Rhode Island²



Rhode Island's most exported products to Mexico continue to grow (2022 – 2023)¹



Mexico is the United States' top trade partner¹ 2023



Mexico is an important trade partner across the U.S.

- #1** for **9** states
- #2** for **20** states
- #3** for **9** states

Trade with Mexico sustains

5 MILLION +

jobs in the United States²

Mexico's Foreign Direct Investment to the U.S.
2022³

\$54.0 billion

Useful Links

Embassy of Mexico in the U.S.
<http://embamex.sre.gob.mx/eua>

Invest in Mexico
<https://bit.ly/investmx>

Consulates of Mexico
<https://bit.ly/consulatesmx>

1. U.S. Census Bureau, www.census.gov
 2. Trade Partnership Worldwide LLC / Business Roundtable, www.businessroundtable.org
 3. "FDI Stock by UBO" SelectUSA / U.S. Department of Commerce, www.selectusa.gov

