




Total trade in 2023¹



Pennsylvania's trade with Mexico is greater than the United States' trade with Panama.

Pennsylvania's exports to Mexico

■ Basic Chemicals

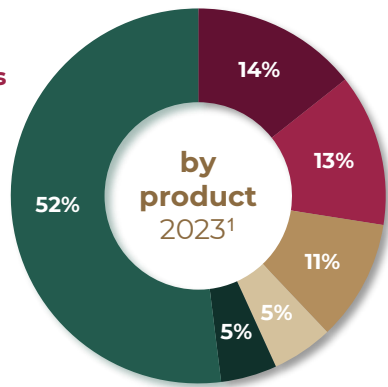
■ Resin, Syn Rubber/Fibers & Artf

■ Electrical Equipment & Components

■ Plastics Products

■ Iron & Steel

■ Other



Pennsylvania's imports from Mexico

■ Motor Vehicles

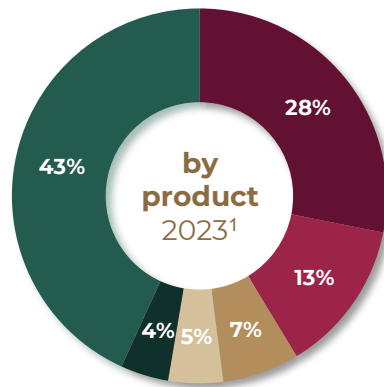
■ Electrical Equipment & Components

■ General Purpose Machinery

■ Household Appliances & Misc Machines

■ Navigational, measuring, medical & control Instruments

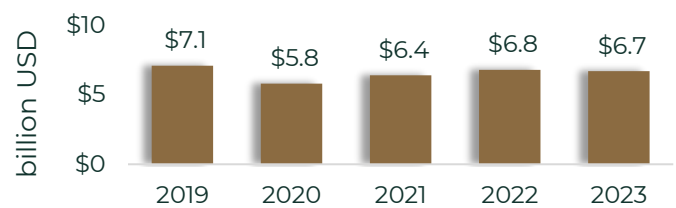
■ Other



Last five years¹



Last five years¹



Mexico is Pennsylvania's #2 export market & #3 trade partner

Mexican investments in Pennsylvania



Trade with Mexico supports over

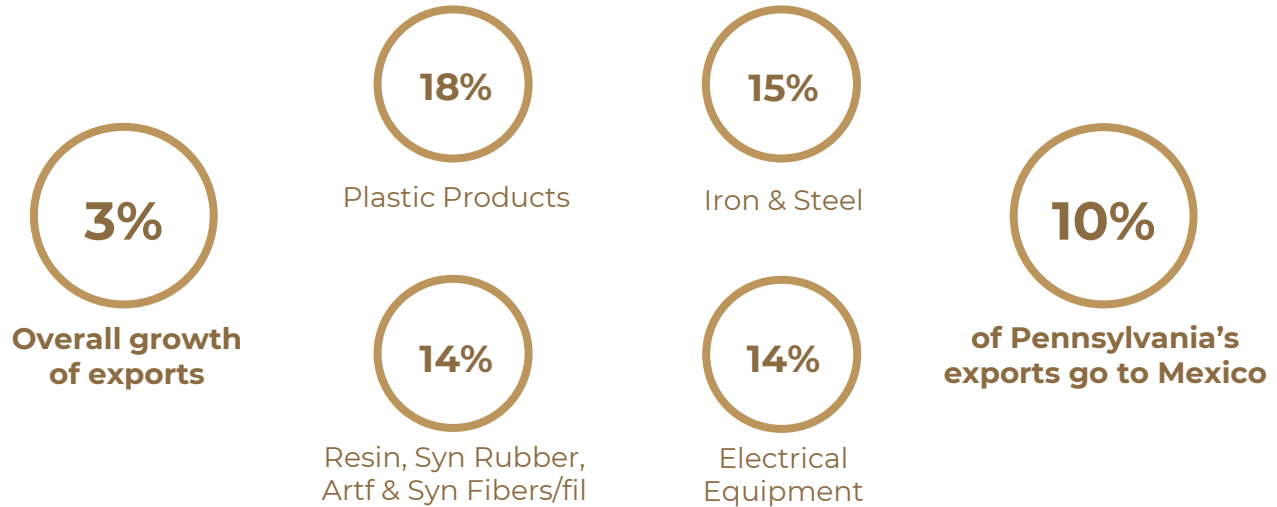
194

thousand

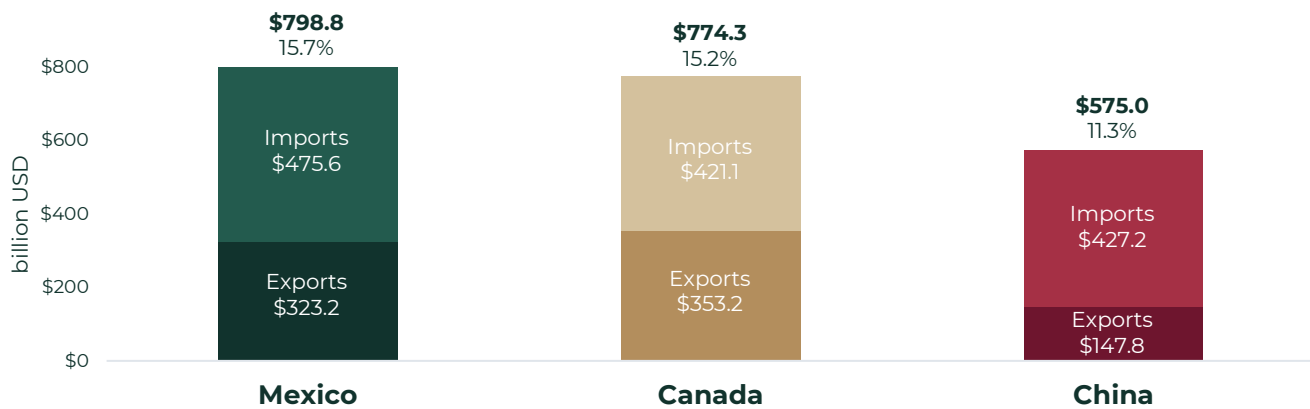
jobs in Pennsylvania²



Pennsylvania's most exported products to Mexico continue to grow (2022 – 2023)¹



Mexico is the United States' top trade partner¹ 2023



Mexico is an important trade partner across the U.S.

- #1** for **9** states
- #2** for **20** states
- #3** for **9** states

Trade with Mexico sustains

5 MILLION +

jobs in the United States²

Mexico's Foreign Direct Investment to the U.S.
2022³

\$54.0 billion

Useful Links

Embassy of Mexico in the U.S.
<http://embamex.sre.gob.mx/eua>

Invest in Mexico
<https://bit.ly/investmx>

Consulates of Mexico
<https://bit.ly/consulatesmx>

1. U.S. Census Bureau, www.census.gov
 2. Trade Partnership Worldwide LLC / Business Roundtable, www.businessroundtable.org
 3. "FDI Stock by UBO" SelectUSA / U.S. Department of Commerce, www.selectusa.gov

