



Total trade in 2023¹

\$19.7 billion

EXPORTS
\$8.3 billion

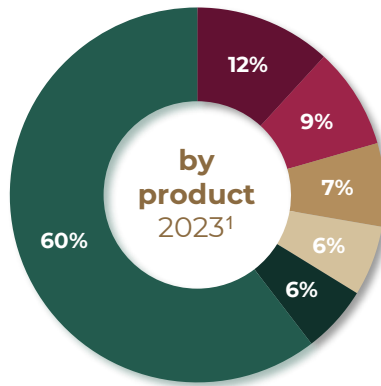
IMPORTS
\$11.4 billion

Ohio's trade with Mexico is greater than the United States' trade with Costa Rica.

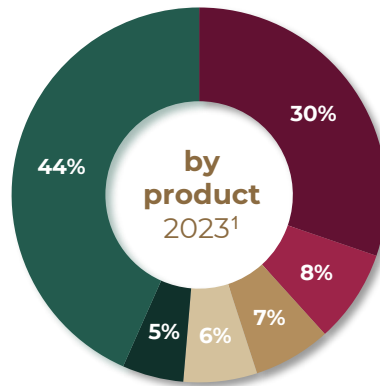
Ohio's exports to Mexico

Ohio's imports from Mexico

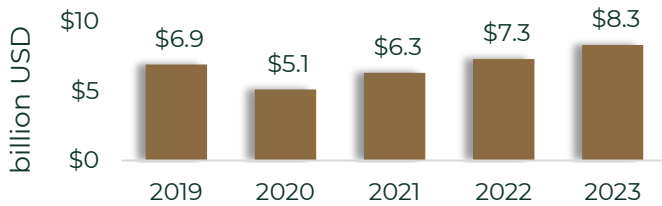
- Motor Vehicle Parts
- Motor Vehicles
- Iron & Steel
- Fabricated Metal Products
- General Purpose Machinery
- Other



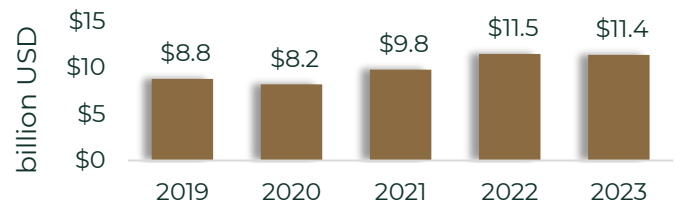
- Motor Vehicle Parts
- Navigational, medical & control Instrument
- General Purpose Machinery
- Electrical Equipment & Components
- Hvac & Commercial Refrigeration Equipment
- Other



Last five years¹



Last five years¹



Mexico is Ohio's 2nd largest trade partner

Mexican investments in Ohio



Trade with Mexico supports over

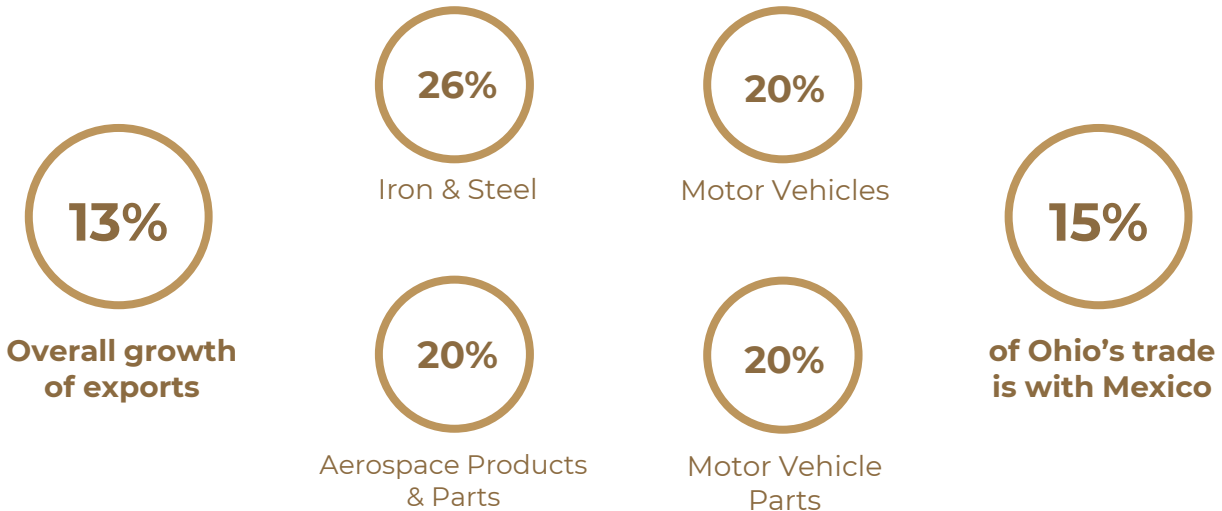
171

thousand

jobs in Ohio²



Ohio's most exported products to Mexico continue to grow (2022 – 2023)¹



Mexico is the United States' top trade partner¹ 2023



Mexico is an important trade partner across the U.S.

- #1 for 9 states
- #2 for 20 states
- #3 for 9 states

Trade with Mexico sustains

5 MILLION +

jobs in the United States²

Mexico's Foreign Direct Investment to the U.S. 2022³

\$54.0 billion

Useful Links

Embassy of Mexico in the U.S.
<http://embamex.sre.gob.mx/eua>

Invest in Mexico
<https://bit.ly/investmx>

Consulates of Mexico
<https://bit.ly/consulatesmx>

1. U.S. Census Bureau, www.census.gov
 2. Trade Partnership Worldwide LLC / Business Roundtable, www.businessroundtable.org
 3. "FDI Stock by UBO" SelectUSA / U.S. Department of Commerce, www.selectusa.gov

