



Total trade in 2023¹

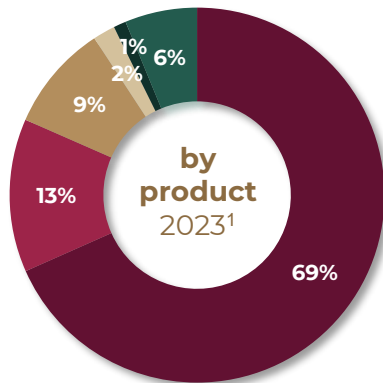
\$744.2
million

EXPORTS
\$538.9 million

IMPORTS
\$205.3 million

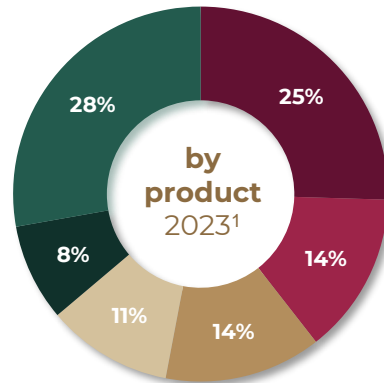
North Dakota's exports to Mexico

- Oilseeds & Grains
- Grain & Oilseed Milling Products
- Beverages
- Electrical Equipment
- Agri. & Construction Machinery
- Other

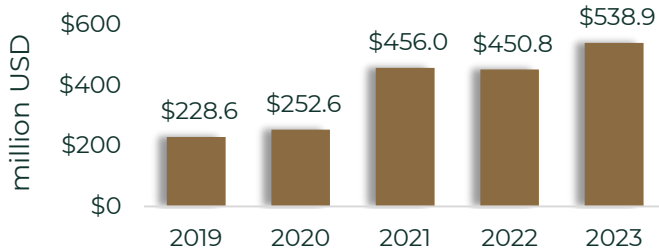


North Dakota's imports from Mexico

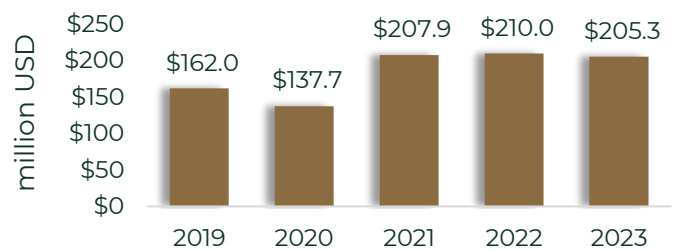
- Motor Vehicles
- Motor Vehicle Parts
- Semiconductors & Other Electronic Components
- Electrical Equipment & Components
- Agri., Construction & Mining Machinery
- Other



Last five years¹



Last five years¹



Mexico is North Dakota's 2nd largest trade partner

Mexican investments in North Dakota



Trade with Mexico supports over
14
thousand
jobs in North Dakota²



North Dakota's most exported products to Mexico continue to grow (2022 – 2023)¹



Overall growth of exports to Mexico



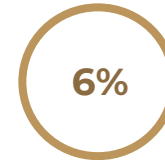
Beverages



Oilseeds & Grains

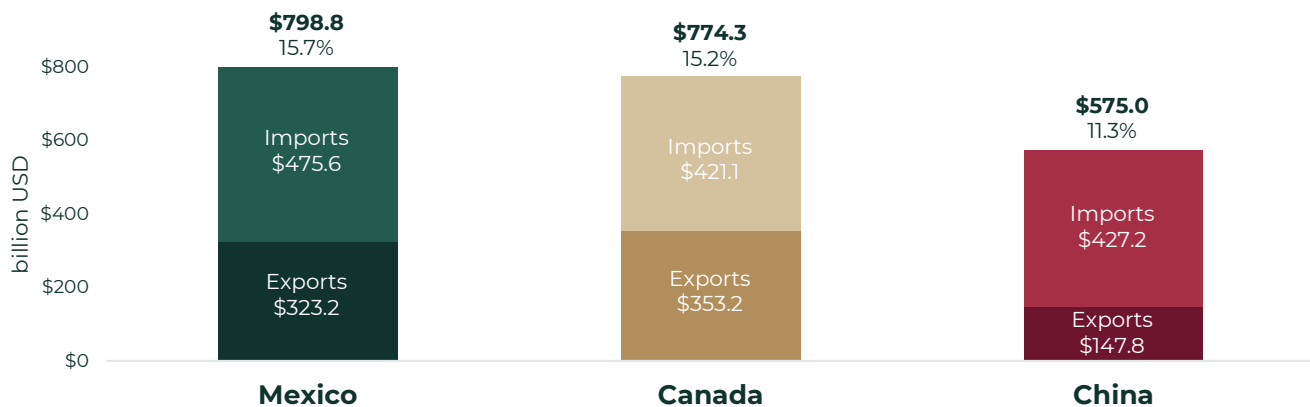


Agri. & Construction Machinery



Grain & Oilseed Milling Products

Mexico is the United States' top trade partner¹ 2023



Mexico is an important trade partner across the U.S.

#1 for **9** states
#2 for **20** states
#3 for **9** states

Trade with Mexico sustains

5 MILLION +

jobs in the United States²

Mexico's Foreign Direct Investment to the U.S.
2022³

\$54.0 billion

Useful Links

Embassy of Mexico in the U.S.
<http://embamex.sre.gob.mx/eua>

Invest in Mexico
<https://bit.ly/investmx>

Consulates of Mexico
<https://bit.ly/consulatesmx>

1. U.S. Census Bureau, www.census.gov
2. Trade Partnership Worldwide LLC / Business Roundtable, www.businessroundtable.org
3. "FDI Stock by UBO" SelectUSA / U.S. Department of Commerce, www.selectusa.gov

