



## Total trade in 2023<sup>1</sup>

**\$5.5 billion**

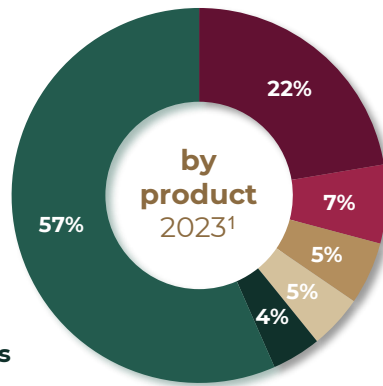
EXPORTS  
**\$525.2 million**

IMPORTS  
**\$4.9 billion**

Maryland's trade with Mexico is larger than the United States' trade with Uruguay and Bolivia combined.

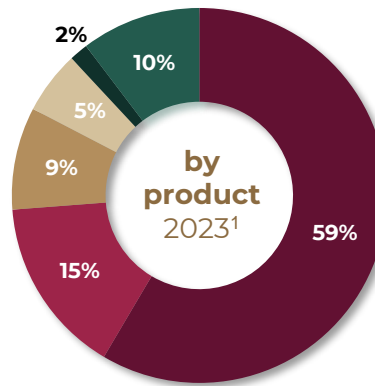
### Maryland's exports to Mexico

- Misc. Manufactured Commodities
- Basic Chemicals
- Oil & Gas
- Meat Products & Meat Packaging Products
- Pulp, Paper & Paperboard Mill Products
- Other



### Maryland's imports from Mexico

- Motor Vehicles
- Communications Equipment
- Household Appliances And Misc Machines
- General Purpose Machinery
- Sugar & Confectionery Products
- Other



## Mexico is Maryland's 3<sup>rd</sup> largest trade partner

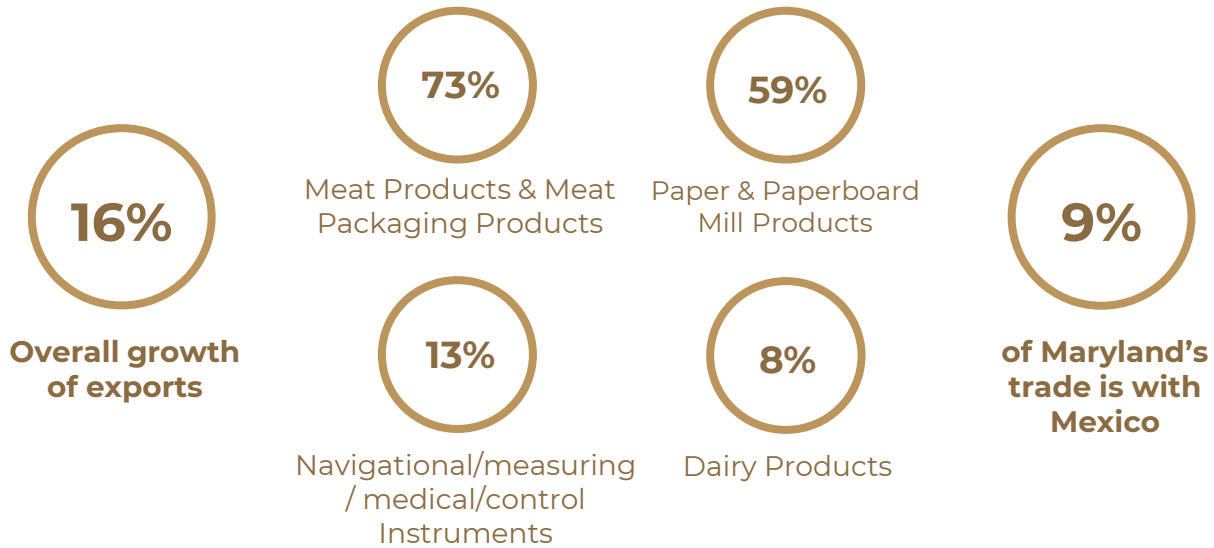
### Mexican investments in Maryland



Trade with Mexico supports over **97 thousand** jobs in Maryland<sup>2</sup>



## Maryland's most exported products to Mexico continue to grow (2022 – 2023)<sup>1</sup>



## Mexico is the United States' top trade partner<sup>1</sup>

2023



Mexico is an important trade partner across the U.S.

- #1** for **9** states
- #2** for **20** states
- #3** for **9** states

Trade with Mexico sustains

**5 MILLION +**

jobs in the United States<sup>2</sup>

Mexico's Foreign Direct Investment to the U.S. 2022<sup>3</sup>

**\$54.0 billion**

### Useful Links

Embassy of Mexico in the U.S.  
<http://embamex.sre.gob.mx/eua>

Invest in Mexico  
<https://bit.ly/investmx>

Consulates of Mexico  
<https://bit.ly/consulatesmx>

1. U.S. Census Bureau, [www.census.gov](http://www.census.gov)  
 2. Trade Partnership Worldwide LLC / Business Roundtable, [www.businessroundtable.org](http://www.businessroundtable.org)  
 3. "FDI Stock by UBO" SelectUSA / U.S. Department of Commerce, [www.selectusa.gov](http://www.selectusa.gov)

