



Total trade in 2023¹

\$12.7 billion

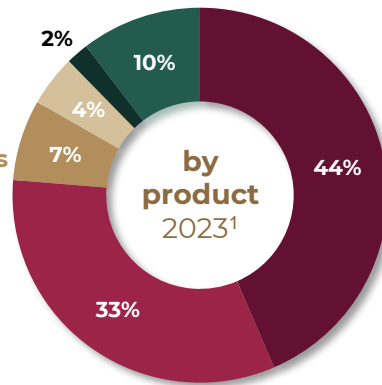
EXPORTS
\$6.9 billion

IMPORTS
\$5.7 billion

Louisiana's trade with Mexico is greater than the United States' trade with Panama.

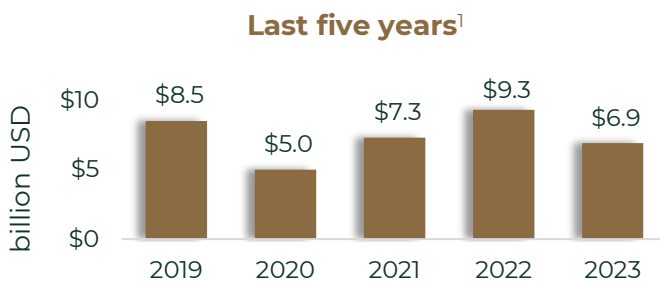
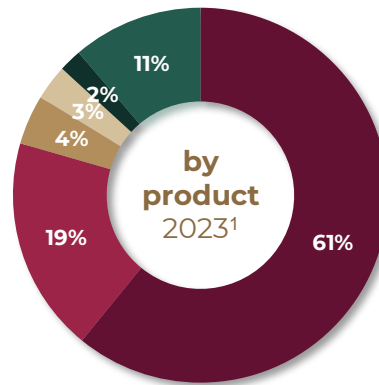
Louisiana's exports to Mexico

- Petroleum & Coal Products
- Oilseeds & Grains
- Resin, Syn Rubber/Fibers & Artf
- Basic Chemicals
- Grain & Oilseed Milling Products
- Other



Louisiana's imports from Mexico

- Oil & Gas
- Petroleum & Coal Products
- Pesticides, Fertilizers & Oth Agri Chemicals
- Motor Vehicles
- Iron & Steel
- Other



Mexico is Louisiana's 2nd largest trade partner

Mexican investments in Louisiana



Trade with Mexico supports over

69

thousand

jobs in Louisiana²



Louisiana's most exported products to Mexico continue to grow (2022 – 2023)¹



Oil & Gas



Ships & Boats



of Louisiana's trade is with Mexico



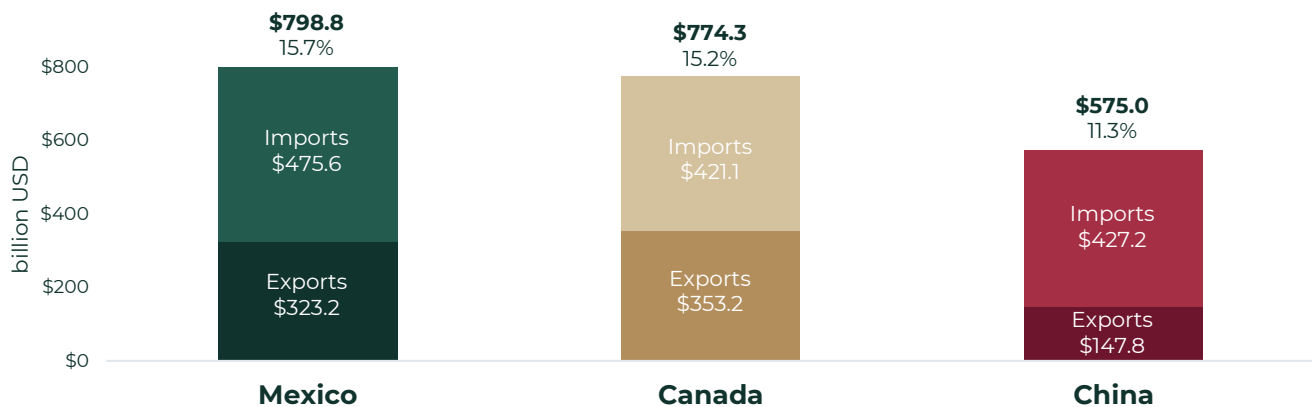
Grain & Oilseed Milling Products



Basic Chemicals

Mexico is the United States' top trade partner¹

2023



Mexico is an important trade partner across the U.S.

- #1 for 9 states
- #2 for 20 states
- #3 for 9 states

Trade with Mexico sustains

5 MILLION +

jobs in the United States²

Mexico's Foreign Direct Investment to the U.S. 2022³

\$54.0 billion

Useful Links

Embassy of Mexico in the U.S.
<http://embamex.sre.gob.mx/eua>

Invest in Mexico
<https://bit.ly/investmx>

Consulates of Mexico
<https://bit.ly/consulatesmx>

1. U.S. Census Bureau, www.census.gov
 2. Trade Partnership Worldwide LLC / Business Roundtable, www.businessroundtable.org
 3. "FDI Stock by UBO" SelectUSA / U.S. Department of Commerce, www.selectusa.gov

