



Total trade in 2023¹

\$13.5 billion

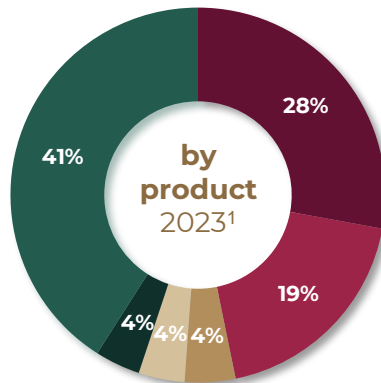
EXPORTS
\$7.5 billion

IMPORTS
\$6.0 billion

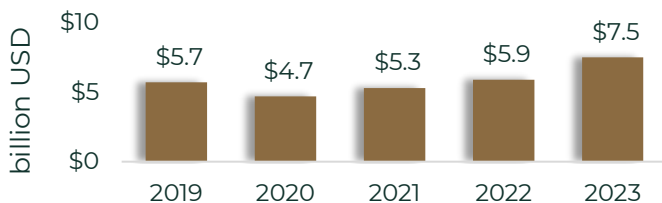
Indiana's trade with Mexico is greater than the United States' trade with Egypt & Morocco combined.

Indiana's exports to Mexico

- Motor Vehicle Parts
- Engines, Turbines & Power Transmn Equip
- Pharmaceuticals & Medicines
- Motor Vehicles
- Animal Foods
- Other

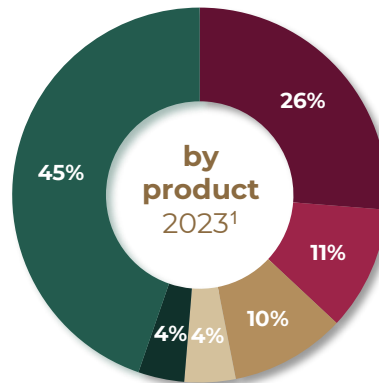


Last five years¹

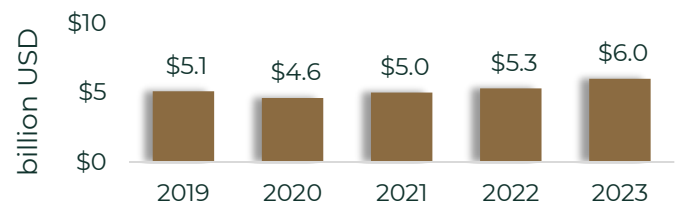


Indiana's imports from Mexico

- Motor Vehicle Parts
- Electrical Equipment & Components
- Hardware
- Beverages
- Fabricated Metal Products
- Other



Last five years¹



Mexico is Indiana's 2nd largest export market

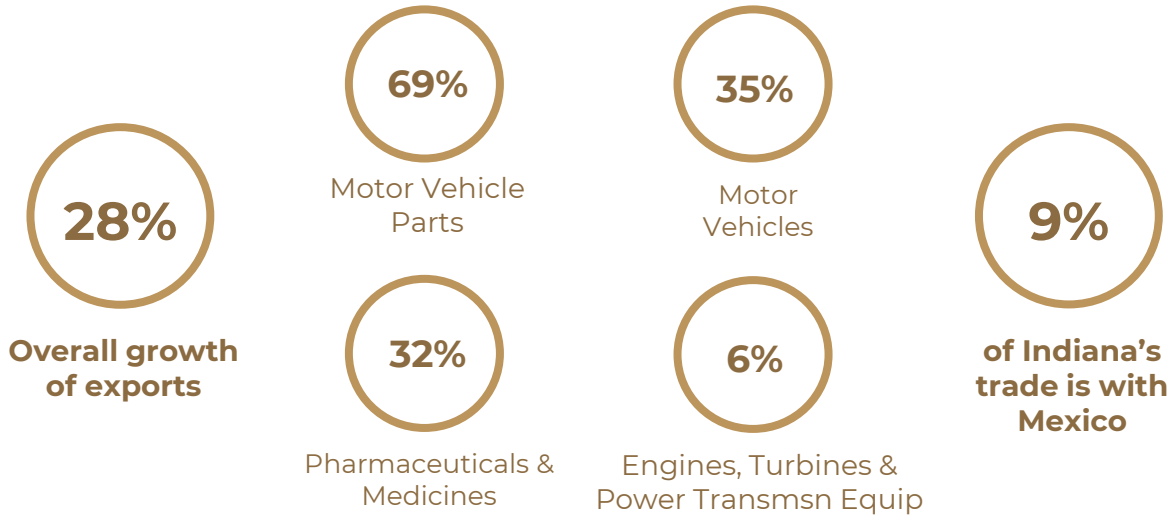
Mexican investments in Indiana



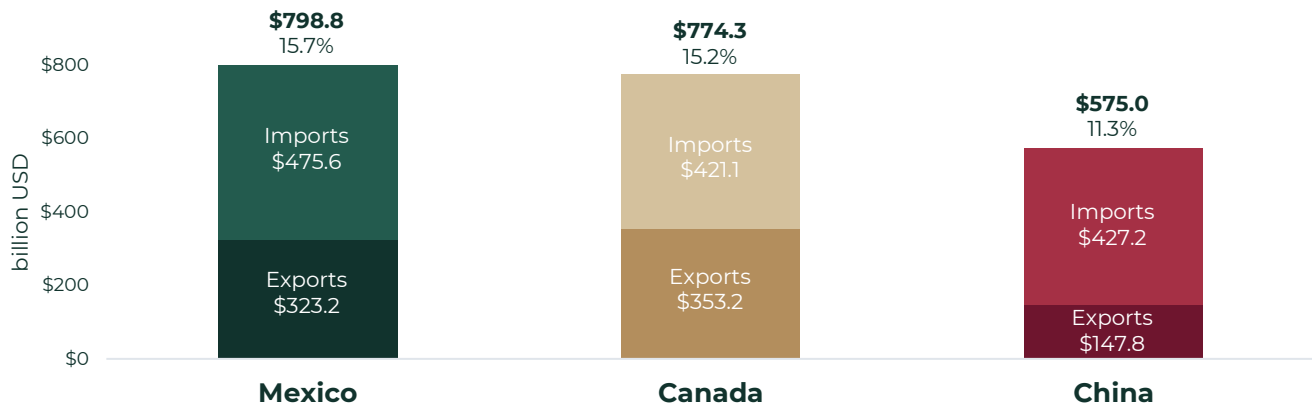
Trade with Mexico supports over
92 thousand
jobs in Indiana²



Indiana's most exported products to Mexico continue to grow (2022 – 2023)¹



Mexico is the United States' top trade partner¹ 2023



Mexico is an important trade partner across the U.S.

- #1** for **9** states
- #2** for **20** states
- #3** for **9** states

Trade with Mexico sustains

5 MILLION +

jobs in the United States²

Mexico's Foreign Direct Investment to the U.S.
2022³

\$54.0 billion

Useful Links

Embassy of Mexico in the U.S.
<http://embamex.sre.gob.mx/eua>

Invest in Mexico
<https://bit.ly/investmx>

Consulates of Mexico
<https://bit.ly/consulatesmx>

1. U.S. Census Bureau, www.census.gov
 2. Trade Partnership Worldwide LLC / Business Roundtable, www.businessroundtable.org
 3. "FDI Stock by UBO" SelectUSA / U.S. Department of Commerce, www.selectusa.gov

