



Total trade in 2023¹

\$31.2 billion

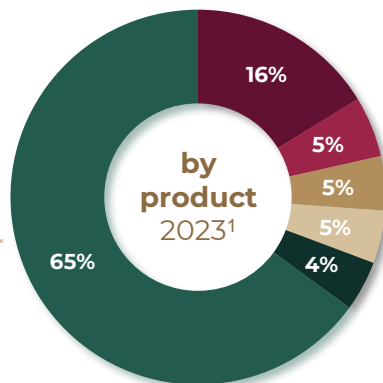
EXPORTS
\$12.9 billion

IMPORTS
\$18.3 billion

Illinois' total trade with Mexico is greater than the United States' total trade with Argentina & Portugal combined.

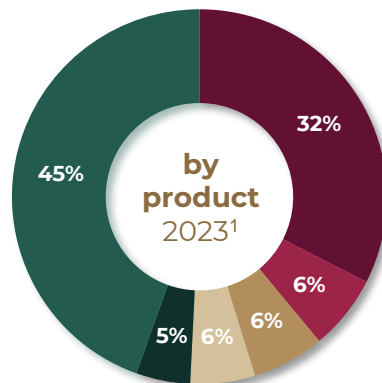
Illinois' exports to Mexico

- Oilseeds & Grains
- Motor Vehicle Parts
- Medical Equipment & Supplies
- Semiconductors & Other Electronic Components
- Pharmaceuticals & Medicines
- Other



Illinois' imports from Mexico

- Beverages
- Motor Vehicle Parts
- Electrical Equipment & Components
- Iron & Steel & Ferroalloy
- Agri., Const., & Mining Machinery
- Other



Mexico is Illinois' #2 export destination and #3 trade partner

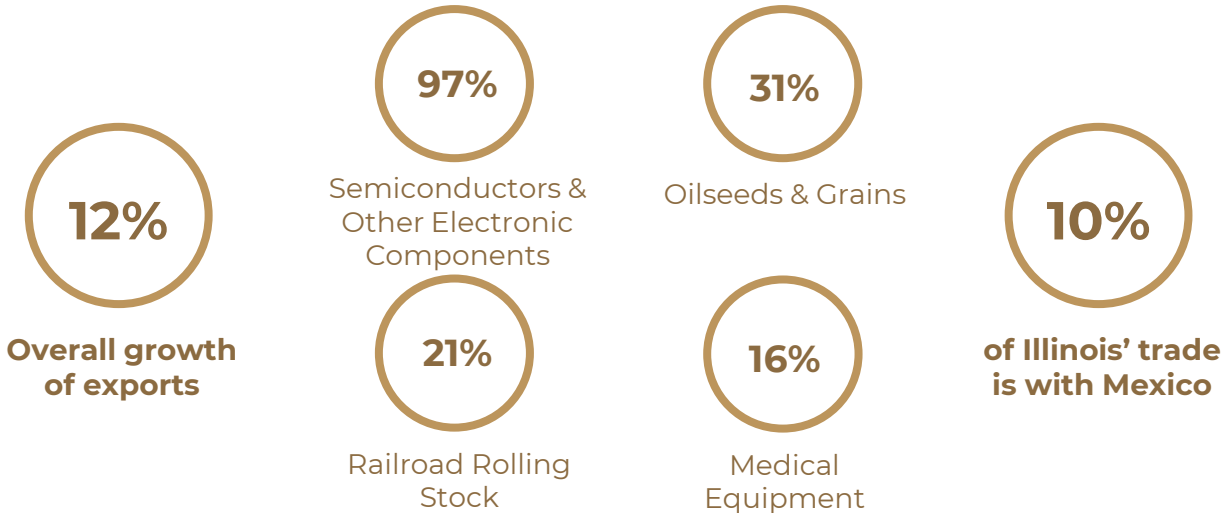
Mexican investments in Illinois



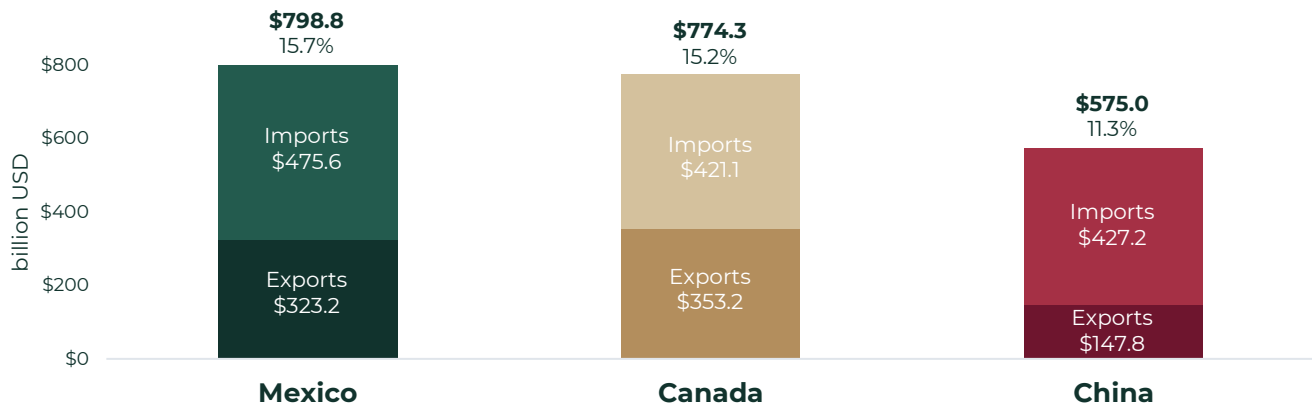
Trade with Mexico supports over
194 thousand
jobs in Illinois²



Illinois' most exported products to Mexico continue to grow (2022 – 2023)¹



Mexico is the United States' top trade partner¹ 2023



Mexico is an important trade partner across the U.S.

- #1** for **9** states
- #2** for **20** states
- #3** for **9** states

Trade with Mexico sustains

5 MILLION +

jobs in the United States²

Mexico's Foreign Direct Investment to the U.S.
2022³

\$54.0 billion

Useful Links

Embassy of Mexico in the U.S.
<http://embamex.sre.gob.mx/eua>

Invest in Mexico
<https://bit.ly/investmx>

Consulates of Mexico
<https://bit.ly/consulatesmx>

1. U.S. Census Bureau, www.census.gov
 2. Trade Partnership Worldwide LLC / Business Roundtable, www.businessroundtable.org
 3. "FDI Stock by UBO" SelectUSA / U.S. Department of Commerce, www.selectusa.gov

