



Total trade in 2023¹

\$84.8
million

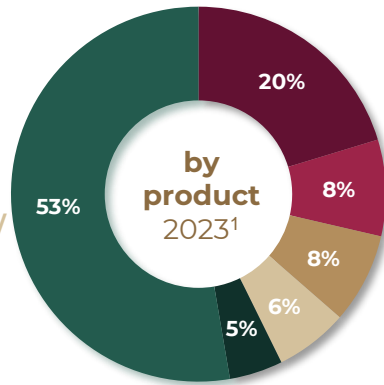
EXPORTS
\$7.6 million

IMPORTS
\$77.1 million

DC's total trade with Mexico grew by 7% from 2022 to 2023.

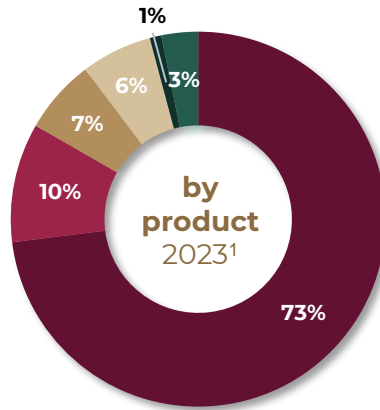
DC's exports to Mexico

- Aerospace Products & Parts
- Misc. Manufactured Commodities
- Electric Lighting Equipment
- Navigational/measuring/medical/control Instrument
- Ag & Construction & Machinery
- Other

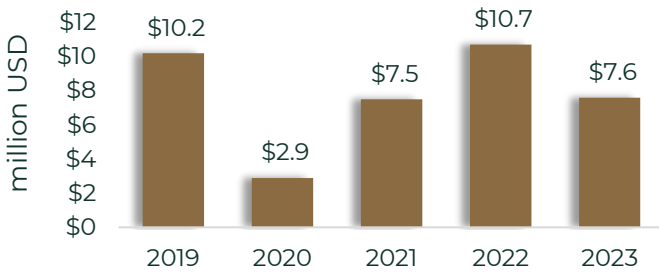


DC's imports from Mexico

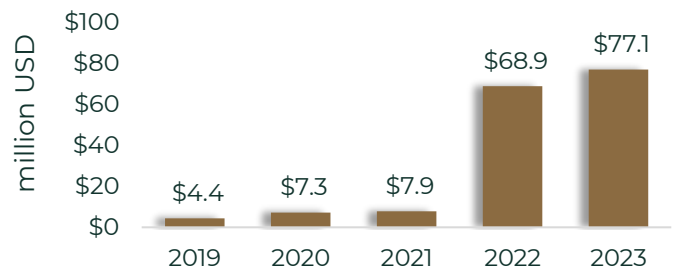
- Sugar & Confectionery Products
- Beverages
- Lime & Gypsum Products
- Printed Products
- Communications Equipment
- Other



Last five years¹



Last five years¹



Mexico is DC's 4th largest supplier of goods

Mexico is DC's **largest supplier of Food & Kindred Products**, supplying 95% of all imports.

Trade with Mexico supports over **25 thousand** jobs in DC²



DC's most exported products to Mexico continue to grow (2022 – 2023)¹



Electric Lighting Equipment



Boilers, Tanks & Shipping Containers



Misc. Manufactured Commodities



Semiconductors & Other Electronic Components



Electrical Equipment & Components



Navigational/measuring/medical/control Instrument

Mexico is the United States' top trade partner¹

2023



Mexico is an important trade partner across the U.S.

- #1 for 9 states
- #2 for 20 states
- #3 for 9 states

Trade with Mexico sustains

5 MILLION +

jobs in the United States²

Mexico's Foreign Direct Investment to the U.S. 2022³

\$54.0 billion

Useful Links

Embassy of Mexico in the U.S.
<http://embamex.sre.gob.mx/eua>

Invest in Mexico
<https://bit.ly/investmx>

Consulates of Mexico
<https://bit.ly/consulatesmx>

1. U.S. Census Bureau, www.census.gov
 2. Trade Partnership Worldwide LLC / Business Roundtable, www.businessroundtable.org
 3. "FDI Stock by UBO" SelectUSA / U.S. Department of Commerce, www.selectusa.gov

