



Total trade in 2023¹

\$4.7 billion

EXPORTS

\$1.1 billion

IMPORTS

\$3.6 billion

Connecticut's trade with Mexico is larger than the United States' trade with Greece.

Connecticut's exports to Mexico

Connecticut's imports from Mexico

■ Basic Chemicals

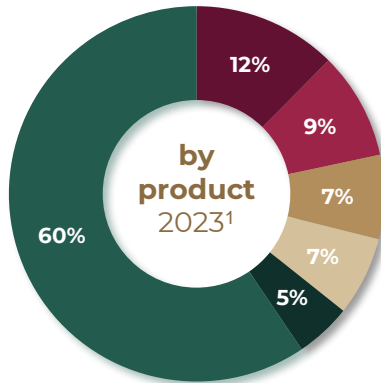
■ Misc. Manufactured Commodities

■ Sugar & Confectionery Products

■ Electrical Equipment & Components

■ Pulp, Paper & Paperboard

■ Other



■ Nonferrous (exc Alum) & Processing

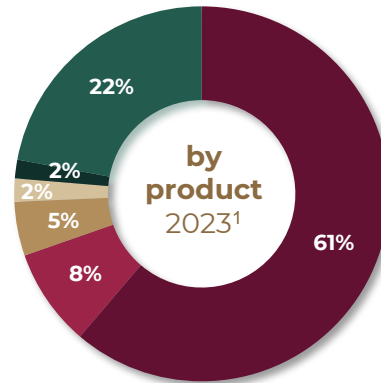
■ Electrical Equipment & Components

■ Soaps, Cleaning Compounds & Toilet Prep

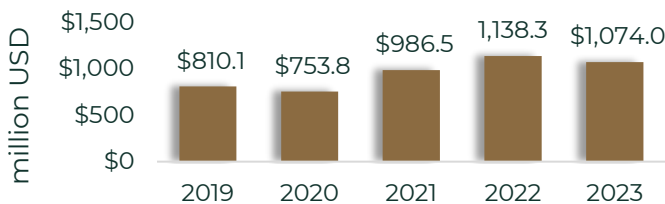
■ Cutlery & Handtools

■ General Purpose Machinery

■ Other



Last five years¹



Last five years¹



Mexico is Connecticut's #2 trade partner

Mexican investments in Connecticut



Trade with Mexico supports over

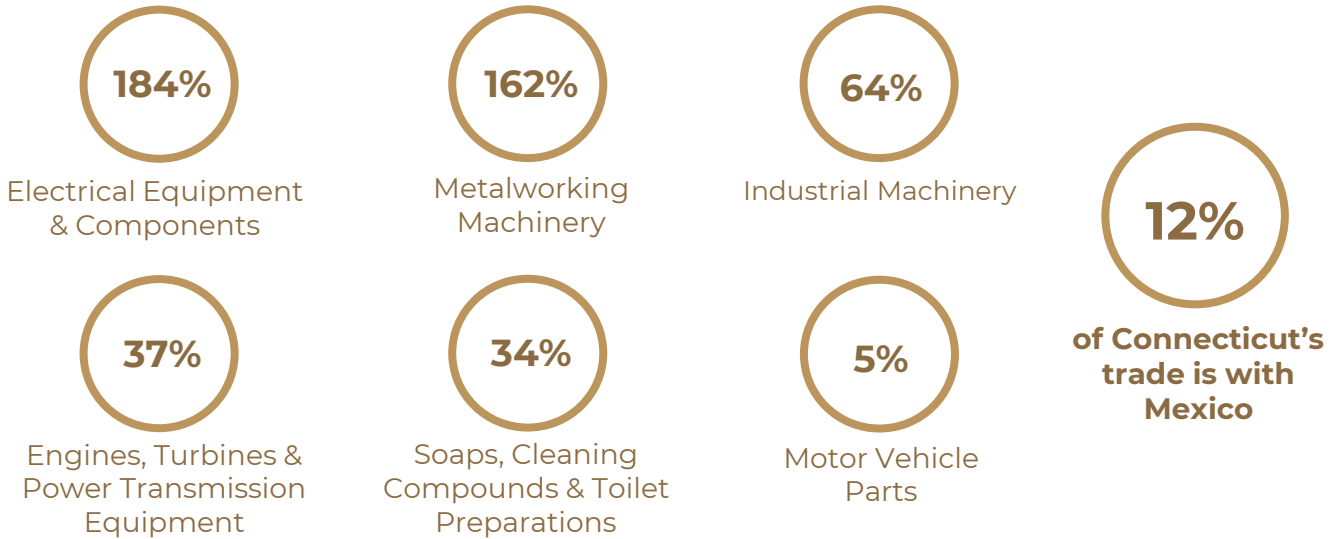
58

thousand

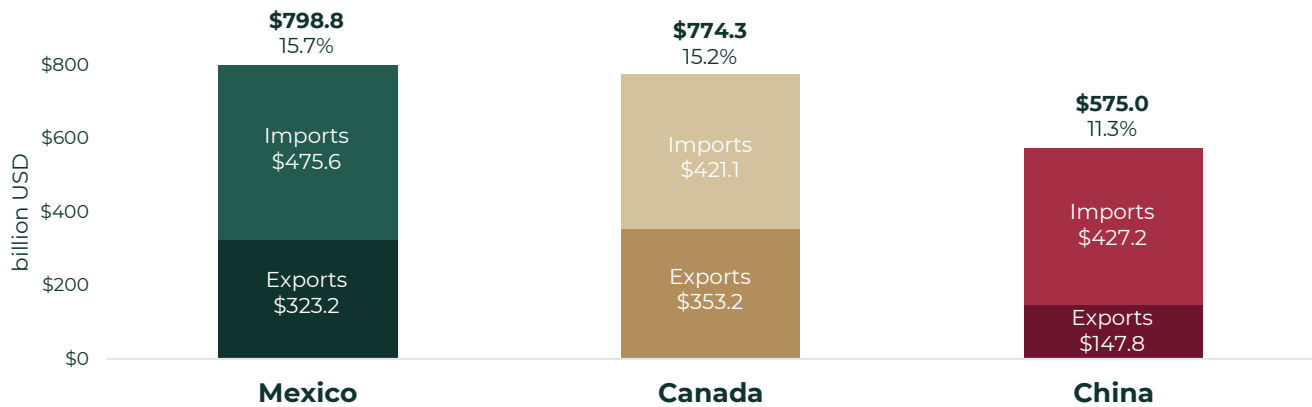
jobs in Connecticut²



Connecticut's most exported products to Mexico continue to grow (2022 - 2023)¹



Mexico is the United States' top trade partner¹ 2023



Mexico is an important trade partner across the U.S.

- #1** for **9** states
- #2** for **20** states
- #3** for **9** states

Trade with Mexico sustains

5 MILLION +

jobs in the United States²

Mexico's Foreign Direct Investment to the U.S.
2022³

\$54.0 billion

Useful Links

Embassy of Mexico in the U.S.
<http://embamex.sre.gob.mx/eua>

Invest in Mexico
<https://bit.ly/investmx>

Consulates of Mexico
<https://bit.ly/consulatesmx>

1. U.S. Census Bureau, www.census.gov
 2. Trade Partnership Worldwide LLC / Business Roundtable, www.businessroundtable.org
 3. "FDI Stock by UBO" SelectUSA / U.S. Department of Commerce, www.selectusa.gov

