



Total trade in 2023¹

\$19.8 billion

EXPORTS
\$8.0 billion

IMPORTS
\$11.8 billion

Arizona's total trade with Mexico is greater than the United States' total trade with New Zealand and Portugal combined.

Arizona's exports to Mexico

Arizona's imports from Mexico

■ Metal Ores

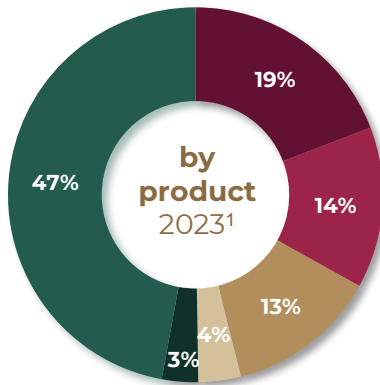
■ Semiconductors

■ Electrical Equipment & Components

■ Plastic Products

■ Aerospace Products & Parts

■ Other



■ Vegetables & Melons

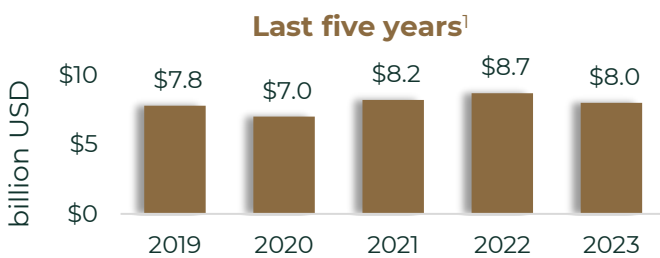
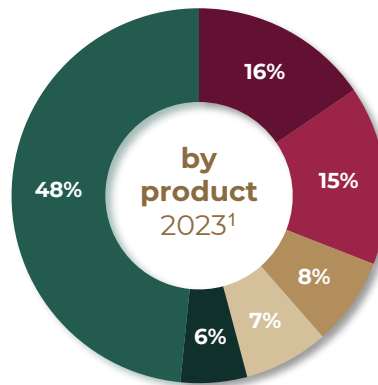
■ Electrical Equipment & Components

■ Mushrooms, Nursery & Related Products

■ Motor Vehicle Parts

■ Fruits & Tree Nuts

■ Other



Mexico is Arizona's #1 trade partner

Mexican investments in Arizona



Trade with Mexico supports over

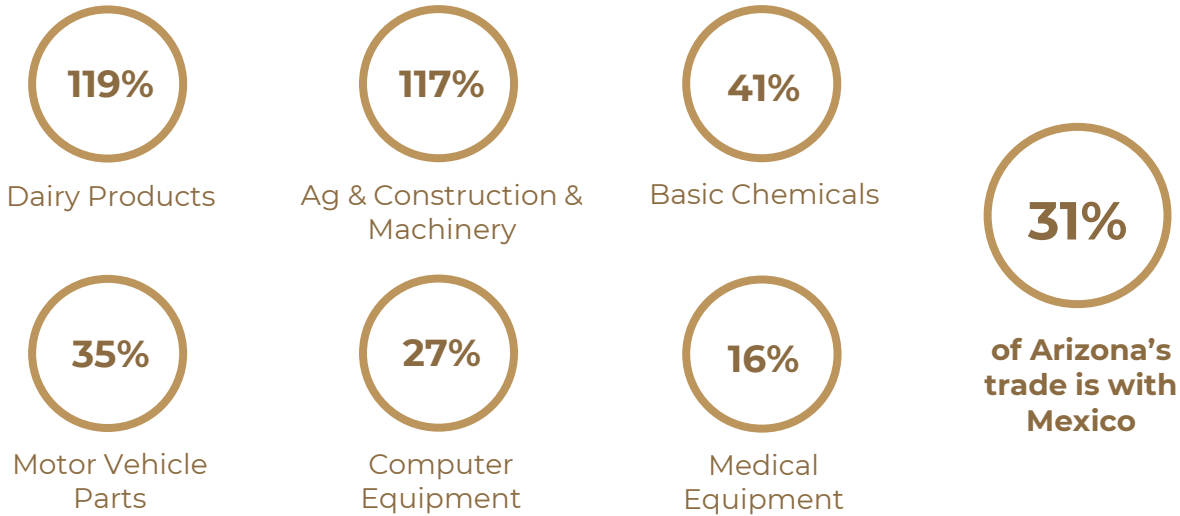
96

thousand

jobs in Arizona²



Arizona's most exported products to Mexico continue to grow (2022 – 2023)¹



Mexico is the United States' top trade partner¹

2023



Mexico is an important trade partner across the U.S.

- #1 for 9 states
- #2 for 20 states
- #3 for 9 states

Trade with Mexico sustains

5 MILLION +

jobs in the United States²

Mexico's Foreign Direct Investment to the U.S. 2022³

\$54.0 billion

Useful Links

Embassy of Mexico in the U.S.
<http://embamex.sre.gob.mx/eua>

Invest in Mexico
<https://bit.ly/investmx>

Consulates of Mexico
<https://bit.ly/consulatesmx>

1. U.S. Census Bureau, www.census.gov
 2. Trade Partnership Worldwide LLC / Business Roundtable, www.businessroundtable.org
 3. "FDI Stock by UBO" SelectUSA / U.S. Department of Commerce, www.selectusa.gov

