



Total trade in 2023¹

\$146.1
million

EXPORTS
\$46.9 million

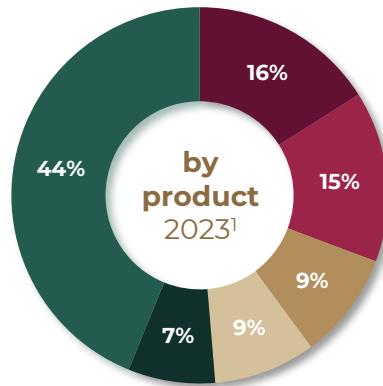
IMPORTS
\$99.3 million

100% of Alaska's fabric exports, 94% of its oilseeds and grains, 90% of semiconductors, and 83% of motor vehicle parts are destined for Mexico, underlining Mexico's critical importance as a market for these sectors.

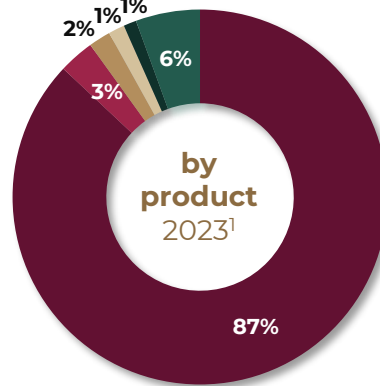
Alaska's exports to Mexico

Alaska's imports from Mexico

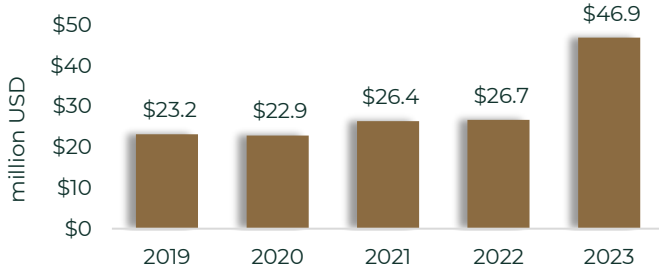
- Motor Vehicle Parts
- Oilseeds & Grains
- Fabrics
- Semiconductors
- Basic Chemicals
- Other



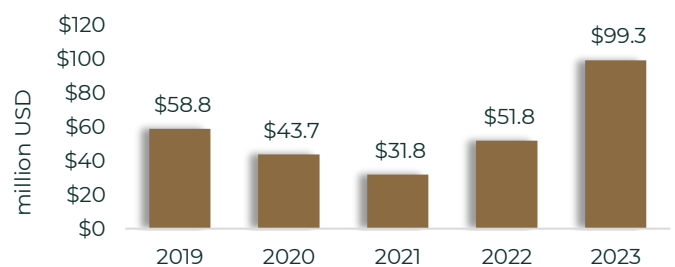
- Iron & Steel
- Communications Equipment
- Motor Vehicles
- Ag & Construction & Machinery
- Rubber Products
- Other



Last five years¹



Last five years¹



Mexican investments in Alaska



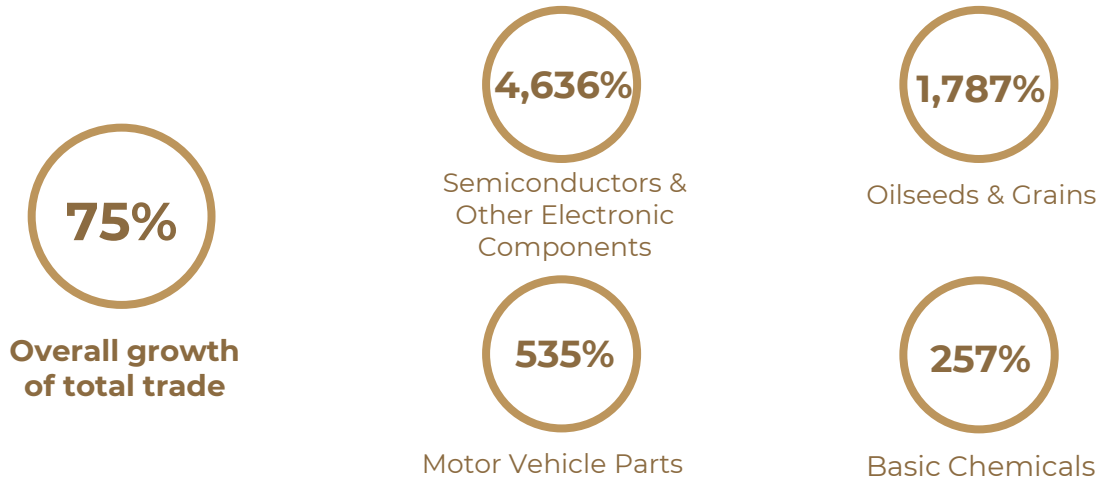
Trade with Mexico supports over
9
thousand
jobs in Alaska²



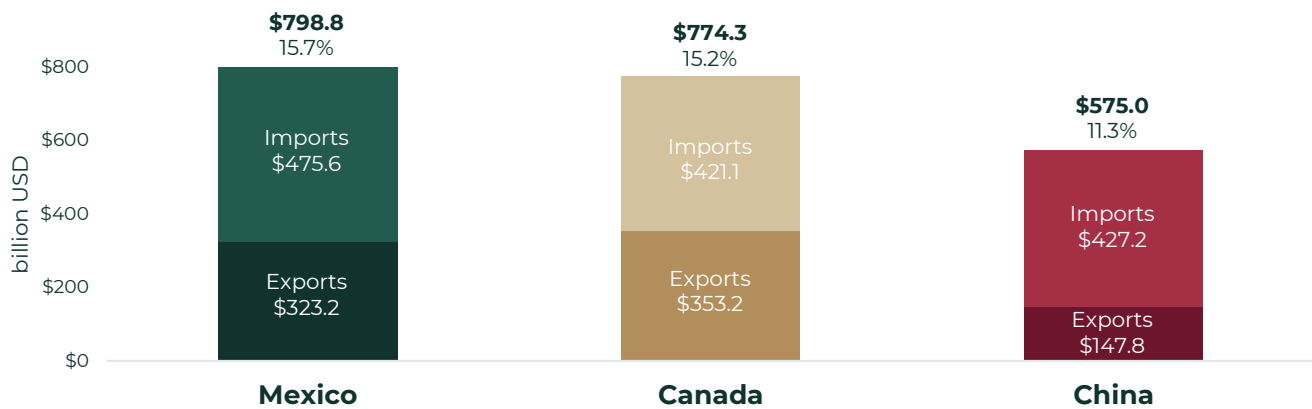
MÉXICO
EMBAJADA EN ESTADOS UNIDOS



Alaska's most exported products to Mexico continue to grow (2022 – 2023)¹



Mexico is the United States' top trade partner¹ 2023



Mexico is an important trade partner across the U.S.

- #1** for **9** states
- #2** for **20** states
- #3** for **9** states

Trade with Mexico sustains

5 MILLION +

jobs in the United States²

Mexico's Foreign Direct Investment to the U.S.
2022³

\$54.0 billion

Useful Links

Embassy of Mexico in the U.S.
<http://embamex.sre.gob.mx/eua>

Invest in Mexico
<https://bit.ly/investmx>

Consulates of Mexico
<https://bit.ly/consulatesmx>

1. U.S. Census Bureau, www.census.gov
 2. Trade Partnership Worldwide LLC / Business Roundtable, www.businessroundtable.org
 3. "FDI Stock by UBO" SelectUSA / U.S. Department of Commerce, www.selectusa.gov

@embamexeua

