



Total trade in 2024¹

\$281.2
billion

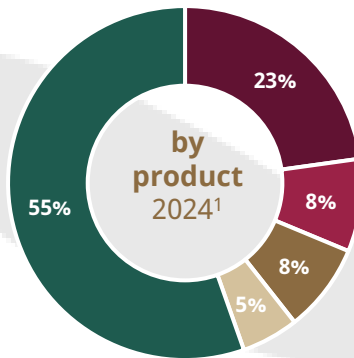
EXPORTS
\$123.5 billion

IMPORTS
\$157.6 billion

Texas' trade with Mexico is larger than the United States' trade with Japan and Spain combined.

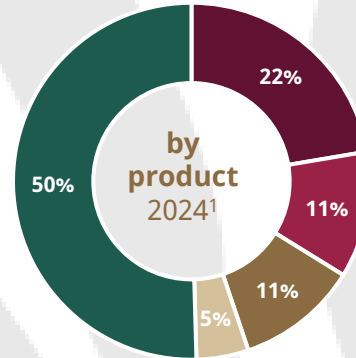
Texas' exports to Mexico

- Petroleum & Coal Products
- Semiconductors & Other Electronic Components
- Computer Equipment
- Motor Vehicle Parts
- Other



Texas' imports from Mexico

- Computer Equipment
- Motor Vehicle Parts
- Motor Vehicles
- Oil & Gas
- Other



Mexico is Texas' #1 trade partner

Mexican investments in Texas



Trade with Mexico
supports over
466
thousand
jobs in Texas²



México

Embajada de México en
Estados Unidos



Texas' most exported products to Mexico continue to grow (2023 – 2024)¹

178%

Pharmaceuticals &
Medicines

89%

Transportation
Equipment

88%

Beverages

33%

of Texas' trade is
with Mexico

47%

Dairy Products

19%

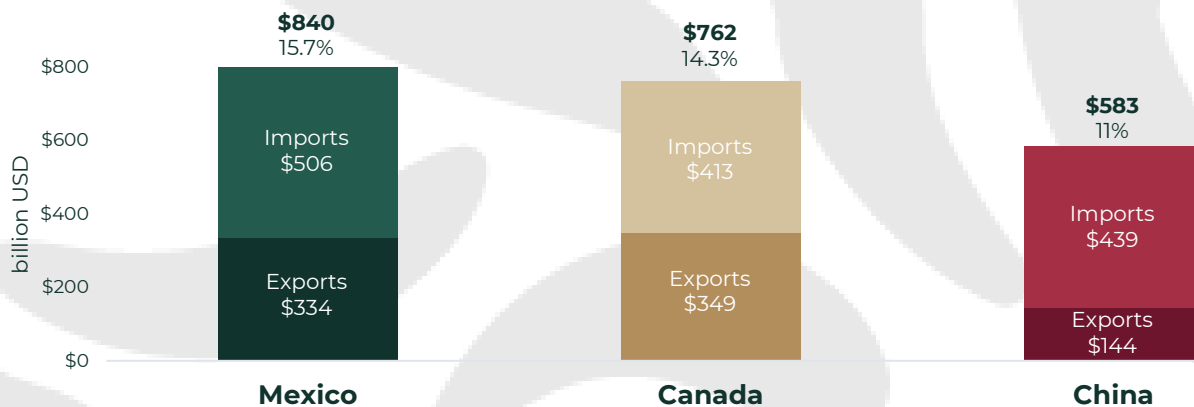
Sugar &
Confectionery
Products

10%

Vegetables & Melons

Mexico is the United States' top trade partner¹

2024



Mexico is an important trade
partner across the U.S.

#1 for 10 states
#2 for 16 states
#3 for 11 states

Trade with Mexico sustains

5 MILLION +

jobs in the United States²

Mexico's Foreign Direct
Investment to the U.S.
2023³

\$57.7 billion

Useful Links

Embassy of Mexico in the U.S.
<http://embamex.sre.gob.mx/eua>

Invest in Mexico
<https://bit.ly/investmx>

Consulates of Mexico
<https://bit.ly/consulatesmx>

1. U.S. Census Bureau, www.census.gov
2. Trade Partnership Worldwide LLC / Business Roundtable, www.businessroundtable.org
3. "FDI Stock by UBO" SelectUSA / U.S. Department of Commerce, www.selectusa.gov

@embamexeua

