



Total trade in 2024¹

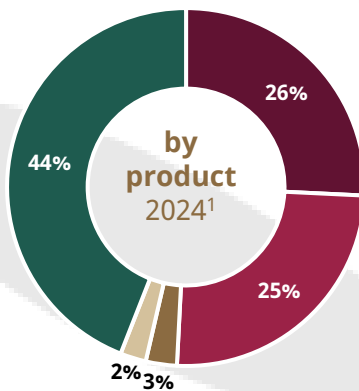
\$520.5
million

EXPORTS
\$418.6 million

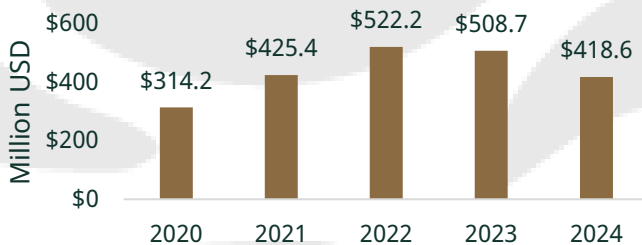
IMPORTS
\$101.9 million

South Dakota's exports to Mexico

- Beverages
- Oilseeds & Grains
- Engines & Power Transmission Equipment
- Medical Equipment & Supplies
- Other

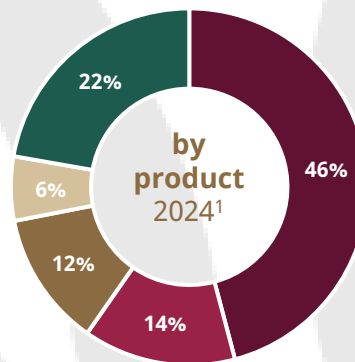


Last five years¹



South Dakota's imports from Mexico

- Motor Vehicles
- Agricultural & Construction & Machinery
- Rubber Products
- Converted Paper Products
- Other



Last five years¹



Mexico is South Dakota's 2nd largest trade partner

Mexican investments in South Dakota



Trade with Mexico
supports over

13
thousand
jobs in South Dakota²



México

Embajada de México en
Estados Unidos



South Dakota's most exported products to Mexico continue to grow (2023 – 2024)¹

119%

Navigational/Medical/
Control Instrument

55%

Aerospace Products & Parts

14%

of South Dakota's
trade is with Mexico

29%

Plastic Products

20%

Oilseeds & Grains

Mexico is the United States' top trade partner¹



Mexico is an important trade partner across the U.S.

#1 for 10 states
#2 for 16 states
#3 for 11 states

Trade with Mexico sustains

5 MILLION +

jobs in the United States²

Mexico's Foreign Direct Investment to the U.S.
2023³

\$57.7 billion

Useful Links

Embassy of Mexico in the U.S.
<http://embamex.sre.gob.mx/eua>

Invest in Mexico
<https://bit.ly/investmx>

Consulates of Mexico
<https://bit.ly/consulatesmx>

1. U.S. Census Bureau, www.census.gov
2. Trade Partnership Worldwide LLC / Business Roundtable, www.businessroundtable.org
3. "FDI Stock by UBO" SelectUSA / U.S. Department of Commerce, www.selectusa.gov

@embamexeua

