



Total trade in 2024¹

**\$1.8
billion**

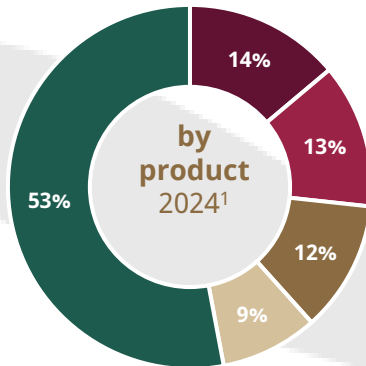
EXPORTS
\$187.9 million

IMPORTS
\$1.6 billion

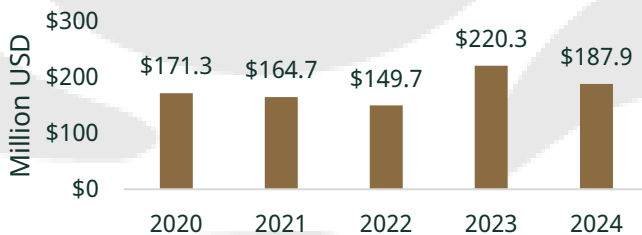
Rhode Island's trade with Mexico is greater than the United States' trade with Côte d'Ivoire.

Rhode Island's exports to Mexico

- Nonferrous (Excluding Aluminum) & Processing
- Electrical Equipment & Components
- Resin, Synthetic Rubber, And Artificial Synthetic
- Electrical Equipment

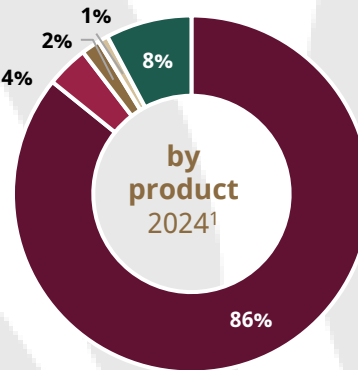


Last five years¹



Rhode Island's imports from Mexico

- Motor Vehicles
- Medical Equipment & Supplies
- Nonferrous (Excluding Aluminum) & Processing
- Semiconductors & Other Electronic Components



Last five years¹



Mexico is Rhode Island's 3rd largest trade partner

Mexican investments in Rhode Island



Trade with Mexico
supports over

16

thousand

jobs in Rhode Island²




México

Embajada de México en
Estados Unidos



Rhode Island's most exported products to Mexico continue to grow (2023 – 2024)¹



Mexico is the United States' top trade partner¹



Mexico is an important trade partner across the U.S.

#1 for 10 states
#2 for 16 states
#3 for 11 states

Trade with Mexico sustains

5 MILLION +

jobs in the United States²

Mexico's Foreign Direct Investment to the U.S.
2023³

\$57.7 billion

Useful Links

Embassy of Mexico in the U.S.
<http://embamex.sre.gob.mx/eua>

Invest in Mexico
<https://bit.ly/investmx>

Consulates of Mexico
<https://bit.ly/consulatesmx>

1. U.S. Census Bureau, www.census.gov
2. Trade Partnership Worldwide LLC / Business Roundtable, www.businessroundtable.org
3. "FDI Stock by UBO" SelectUSA / U.S. Department of Commerce, www.selectusa.gov

@embamexeua

