



Total trade in 2023¹

\$11.8
billion

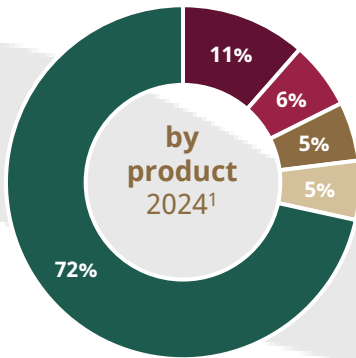
EXPORTS
\$5.1 billion

IMPORTS
\$6.7 billion

Pennsylvania's trade with Mexico is greater than the United States' trade with Panama.

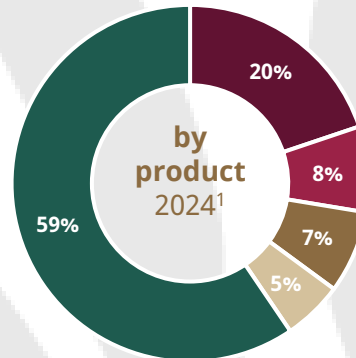
Pennsylvania's exports to Mexico

- Basic Chemicals
- Iron & Steel & Ferroalloy
- Electrical Equipment & Components
- Motor Vehicle Parts
- Other



Pennsylvania's imports from Mexico

- Motor Vehicles
- Electrical Equipment
- Electrical Equipment & Components
- Navigational/ Medical/Control Instrument
- Other



Last five years¹



Last five years¹



Mexico is Pennsylvania's #2 export market & #3 trade partner

Mexican investments in Pennsylvania



Trade with Mexico
supports over

194

thousand

jobs in Pennsylvania²

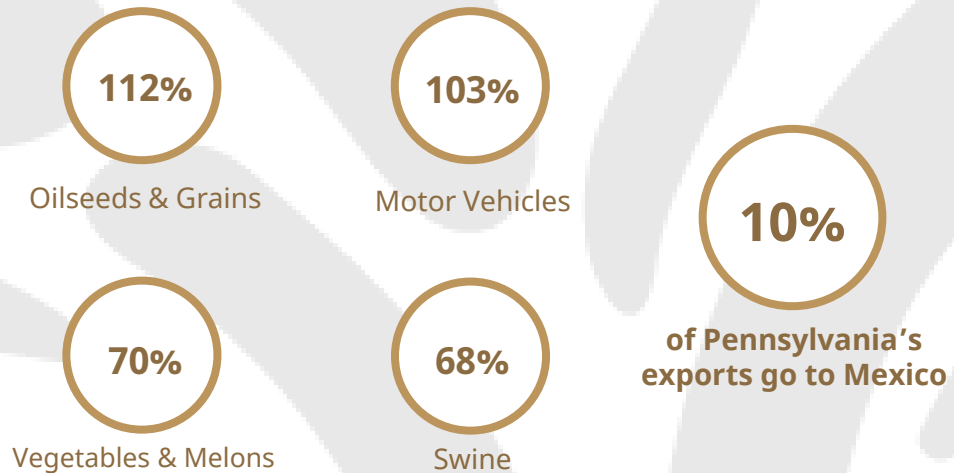


México

Embajada de México en
Estados Unidos



Pennsylvania's most exported products to Mexico continue to grow (2023 - 2024) ¹



Mexico is the United States' top trade partner¹



Mexico is an important trade partner across the U.S.

#1 for **10** states
#2 for **16** states
#3 for **11** states

Trade with Mexico sustains

5 MILLION +

jobs in the United States²

Mexico's Foreign Direct Investment to the U.S.
2023³

\$57.7 billion

Useful Links

Embassy of Mexico in the U.S.
<http://embamex.sre.gob.mx/eua>

Invest in Mexico
<https://bit.ly/investmx>

Consulates of Mexico
<https://bit.ly/consulatesmx>

1. U.S. Census Bureau, www.census.gov
2. Trade Partnership Worldwide LLC / Business Roundtable, www.businessroundtable.org
3. "FDI Stock by UBO" SelectUSA / U.S. Department of Commerce, www.selectusa.gov

@embamexeua

