



Total trade in 2024¹

**\$7.1
billion**

EXPORTS
\$6.3 billion

IMPORTS
\$840 million

Oregon's trade with Mexico is greater than the United States' trade with Jordan.

Oregon's exports to Mexico

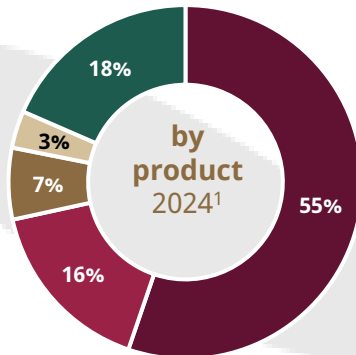
■ Motor Vehicle Parts

■ Engines & Power Transmission Equipment

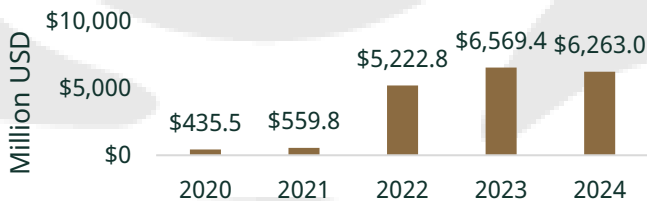
■ Rubber Products

■ Railroad Rolling Stock

■ Other



Last five years¹



Oregon's imports from Mexico

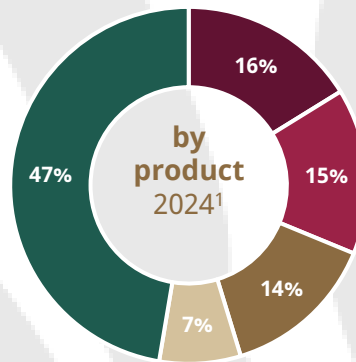
■ Motor Vehicle Parts

■ Electrical Equipment & Components

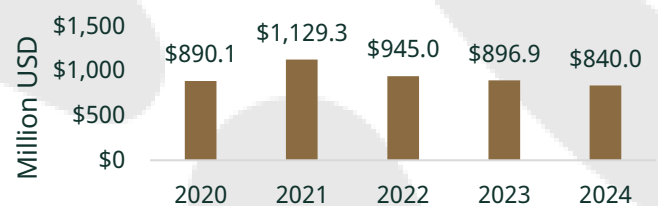
■ Motor Vehicles

■ Medical Equipment & Supplies

■ Other



Last five years¹



Mexico is Oregon's 3rd largest trade partner

Mexican investments in Oregon



Trade with Mexico
supports over

59

thousand

jobs in Oregon²



México

Embajada de México en
Estados Unidos



Oregon's most exported products to Mexico continue to grow (2023– 2024)¹



Mexico is the United States' top trade partner¹



Mexico is an important trade partner across the U.S.

#1 for 10 states
#2 for 16 states
#3 for 11 states

Trade with Mexico sustains

5 MILLION +

jobs in the United States²

Mexico's Foreign Direct Investment to the U.S.
2023³

\$57.7 billion

Useful Links

Embassy of Mexico in the U.S.
<http://embamex.sre.gob.mx/eua>

Invest in Mexico
<https://bit.ly/investmx>

Consulates of Mexico
<https://bit.ly/consulatesmx>

1. U.S. Census Bureau, www.census.gov
2. Trade Partnership Worldwide LLC / Business Roundtable, www.businessroundtable.org
3. "FDI Stock by UBO" SelectUSA / U.S. Department of Commerce, www.selectusa.gov

@embamexeua

