

Total trade in 2024¹

**\$1.7
billion**

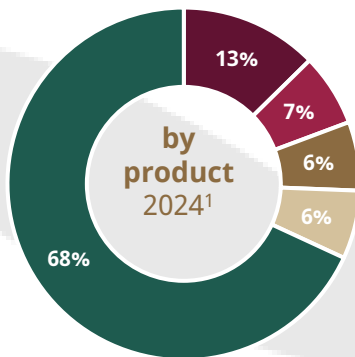
EXPORTS
\$606.4 million

IMPORTS
\$1.1 billion

Oklahoma's trade with Mexico is greater than the United States' trade with Serbia.

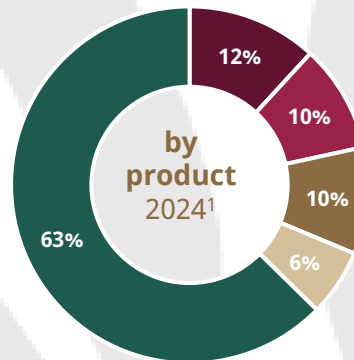
Oklahoma's exports to Mexico

- Aerospace Products & Parts
- Oilseeds & Grains
- Pesticides & Other Agricultural Chemicals
- Iron & Steel & Ferroalloy
- Other



Oklahoma's imports from Mexico

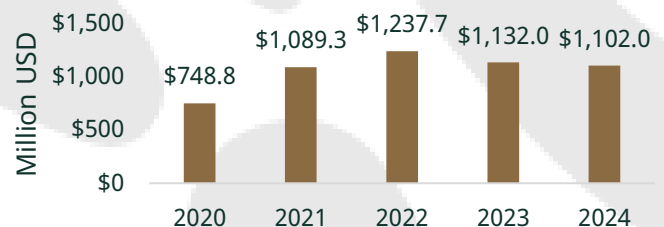
- Motor Vehicles
- Iron & Steel & Ferroalloy
- Navigational/ Medical/Control Instrument
- Electrical Equipment
- Other



Last five years¹



Last five years¹



Mexico is Oklahoma's #3 export market & #3 trade partner

Mexican investments in Oklahoma



Trade with Mexico
supports over

60

thousand
jobs in Oklahoma²

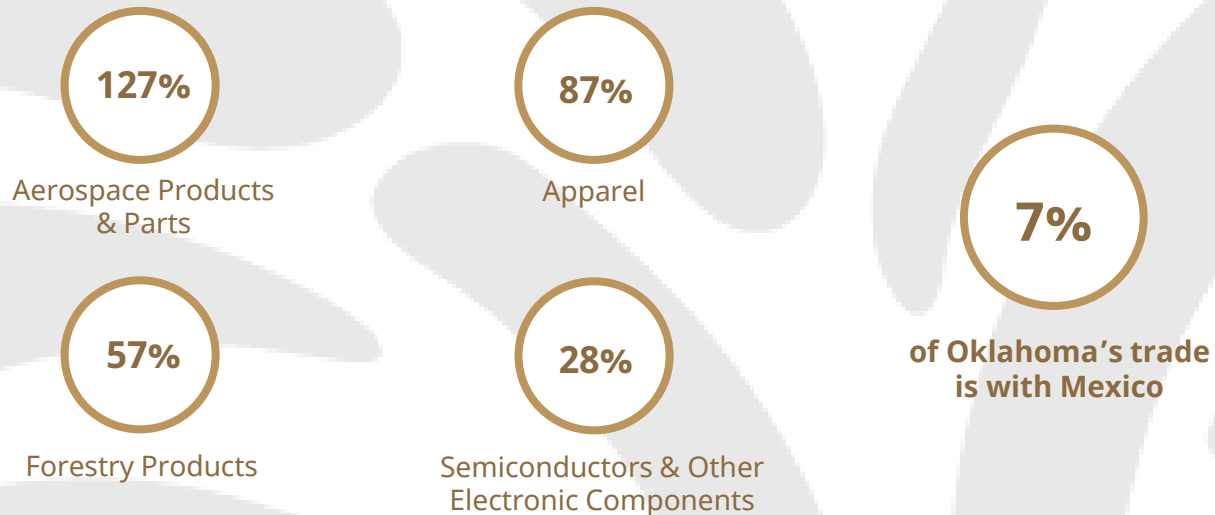


México

Embajada de México en
Estados Unidos



Oklahoma's most exported products to Mexico continue to grow (2023 – 2024)¹



Mexico is the United States' top trade partner¹



Mexico is an important trade partner across the U.S.

#1 for 10 states
#2 for 16 states
#3 for 11 states

Trade with Mexico sustains

5 MILLION +

jobs in the United States²

Mexico's Foreign Direct Investment to the U.S.
2023³

\$57.7 billion

Useful Links

Embassy of Mexico in the U.S.
<http://embamex.sre.gob.mx/eua>

Invest in Mexico
<https://bit.ly/investmx>

Consulates of Mexico
<https://bit.ly/consulatesmx>

1. U.S. Census Bureau, www.census.gov
2. Trade Partnership Worldwide LLC / Business Roundtable, www.businessroundtable.org
3. "FDI Stock by UBO" SelectUSA / U.S. Department of Commerce, www.selectusa.gov

@embamexeua

