



## Total trade in 2024<sup>1</sup>

**\$929.9**  
million

EXPORTS  
**\$695.9** million

IMPORTS  
**\$234** million

### North Dakota's exports to Mexico

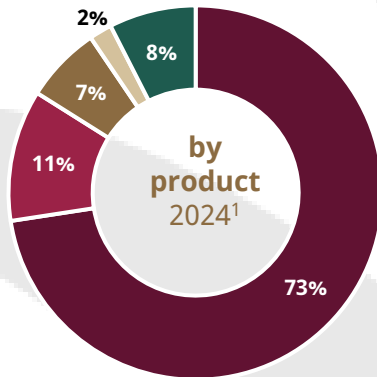
■ Oilseeds & Grains

■ Grain & Oilseed  
Milling Products

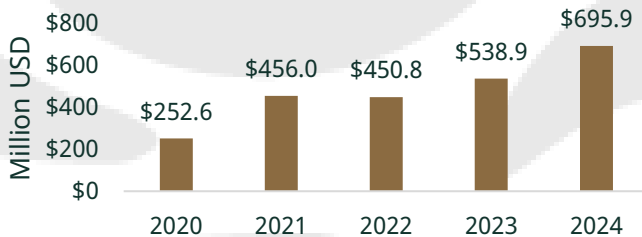
■ Beverages

■ Oil & Gas

■ Other



#### Last five years<sup>1</sup>



### North Dakota's imports from Mexico

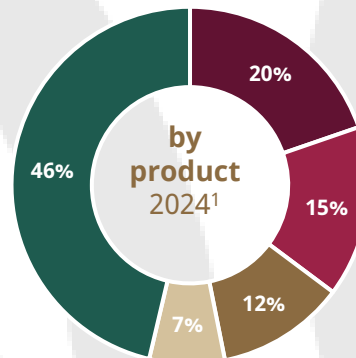
■ Motor Vehicles

■ Electrical Equipment  
& Components

■ Motor Vehicle Parts

■ Semiconductors &  
Other Electronic  
Components

■ Other



#### Last five years<sup>1</sup>



**Mexico is North Dakota's 2<sup>nd</sup> largest trade partner**

### Mexican investments in North Dakota



Trade with Mexico  
supports over

**14**

**thousand**

jobs in North Dakota<sup>2</sup>



# México

Embajada de México en  
Estados Unidos



## North Dakota's most exported products to Mexico continue to grow (2023 – 2024)<sup>1</sup>

29%

Overall growth of  
exports to Mexico

94%

Nonmetallic  
Minerals

52%

Basic Chemicals

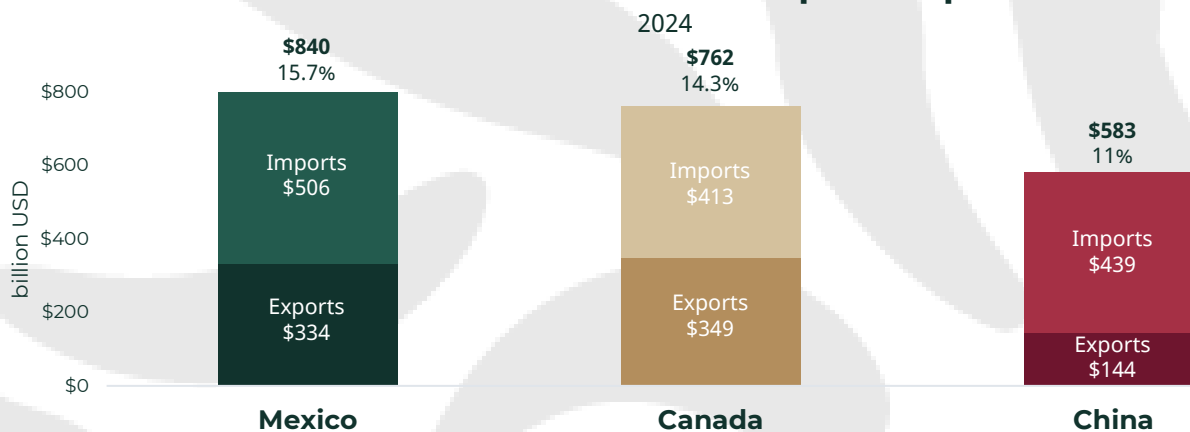
32%

Motor Vehicles

10%

Grain & Oilseed  
Milling Products

## Mexico is the United States' top trade partner<sup>1</sup>



Mexico is an important trade  
partner across the U.S.

**#1** for **10** states  
**#2** for **16** states  
**#3** for **11** states

Trade with Mexico sustains

**5 MILLION +**

jobs in the United States<sup>2</sup>

Mexico's Foreign Direct  
Investment to the U.S.  
2023<sup>3</sup>

**\$57.7 billion**

### Useful Links

Embassy of Mexico in the U.S.  
<http://embamex.sre.gob.mx/eua>

Invest in Mexico  
<https://bit.ly/investmx>

Consulates of Mexico  
<https://bit.ly/consulatesmx>

1. U.S. Census Bureau, [www.census.gov](http://www.census.gov)
2. Trade Partnership Worldwide LLC / Business Roundtable, [www.businessroundtable.org](http://www.businessroundtable.org)
3. "FDI Stock by UBO" SelectUSA / U.S. Department of Commerce, [www.selectusa.gov](http://www.selectusa.gov)

@embamexeua

