



Total trade in 2024¹

**\$2.5
billion**

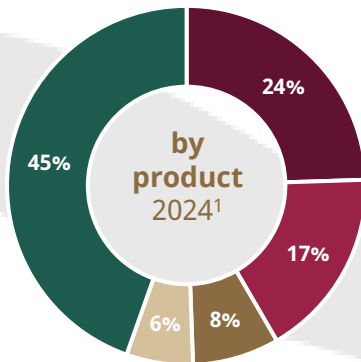
EXPORTS
\$897 million

IMPORTS
\$1.6 billion

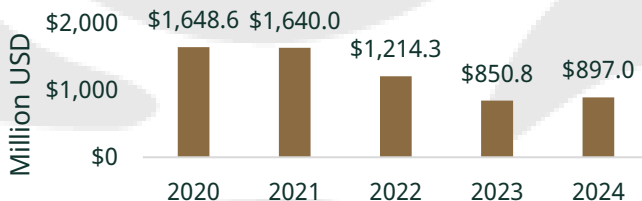
Nevada's trade with Mexico is larger than the United States' trade with Serbia and Bolivia combined.

Nevada's exports to Mexico

- Semiconductors & Other Electronic Components
- Computer Equipment
- Communications Equipment
- Magnetic & Optical Media
- Other

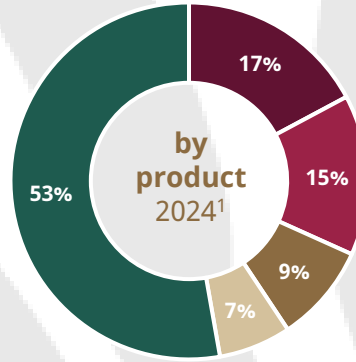


Last five years¹



Nevada's imports from Mexico

- Electrical Equipment
- Semiconductors & Other Electronic Components
- Electrical Equipment & Components
- Miscellaneous Manufactured Commodities
- Other



Last five years¹



Mexico is Nevada's 3rd largest trade partner

Mexican investments in Nevada



Trade with Mexico
supports over

46

thousand

jobs in Nevada²



México

Embajada de México en
Estados Unidos



Nevada's most exported products to Mexico continue to grow (2023 – 2024)¹

197%

Electric Lighting
Equipment

144%

Motor Vehicles

8%

of Nevada's
trade is with
Mexico

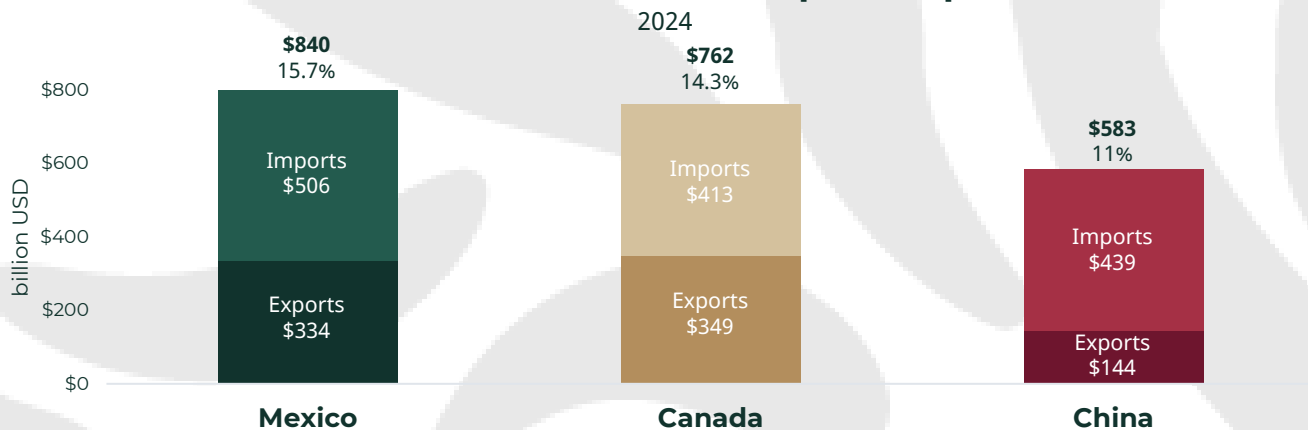
58%

Apparel

33%

Motor Vehicle Bodies & Trailers

Mexico is the United States' top trade partner¹



Mexico is an important trade
partner across the U.S.

#1 for 10 states
#2 for 16 states
#3 for 11 states

Trade with Mexico sustains

5 MILLION +

jobs in the United States²

Mexico's Foreign Direct
Investment to the U.S.
2023³

\$57.7 billion

Useful Links

Embassy of Mexico in the U.S.
<http://embamex.sre.gob.mx/eua>

Invest in Mexico
<https://bit.ly/investmx>

Consulates of Mexico
<https://bit.ly/consulatesmx>

1. U.S. Census Bureau, www.census.gov
2. Trade Partnership Worldwide LLC / Business Roundtable, www.businessroundtable.org
3. "FDI Stock by UBO" SelectUSA / U.S. Department of Commerce, www.selectusa.gov

@embamexeua

