



Total trade in 2024¹

**\$2.5
billion**

EXPORTS
\$1.7 billion

IMPORTS
\$847 million

Nebraska's trade with Mexico is larger than the United States' trade with Croatia.

Nebraska's exports to Mexico

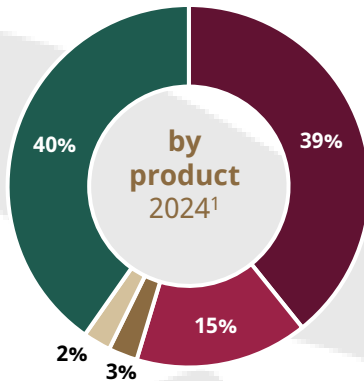
■ Oilseeds & Grains

■ Grain & Oilseed
Milling Products

■ Beverages

■ Pharmaceuticals &
Medicines

■ Other



Last five years¹



Nebraska's imports from Mexico

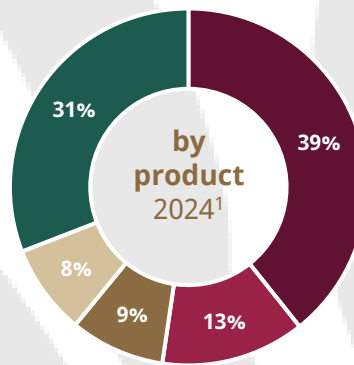
■ Motor Vehicles

■ Basic Chemicals

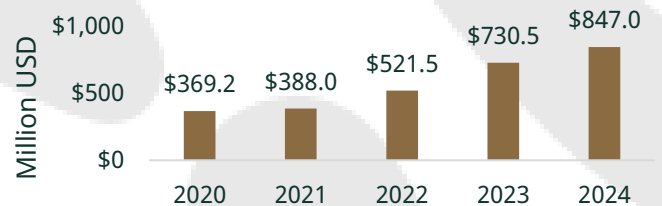
■ Semiconductors &
Other Electronic
Components

■ Electrical Equipment

■ Other



Last five years¹



Mexico is Nebraska's 2nd largest trade partner

Mexican investments in Nebraska



Trade with Mexico
supports over

31

thousand

jobs in Nebraska²



México

Embajada de México en
Estados Unidos



Nebraska's most exported products to Mexico continue to grow (2023 – 2024)¹

98%

Electrical Equipment

75%

Plastics Products

18%

of Nebraska's
trade is with
Mexico

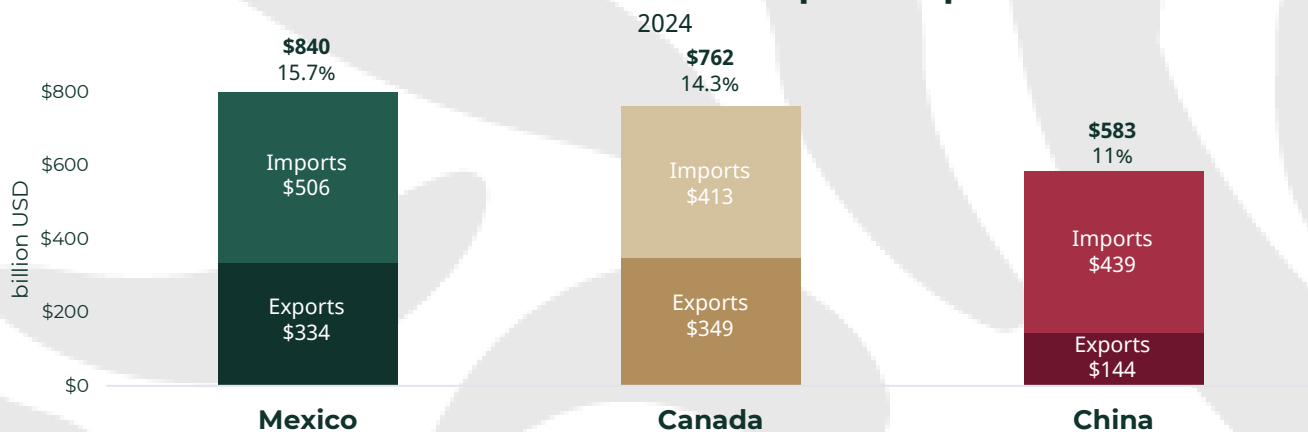
73%

Beverages

57%

Motor Vehicles

Mexico is the United States' top trade partner¹



Mexico is an important trade partner across the U.S.

#1 for 10 states
#2 for 16 states
#3 for 11 states

Trade with Mexico sustains

5 MILLION +

jobs in the United States²

Mexico's Foreign Direct Investment to the U.S.
2023³

\$57.7 billion

Useful Links

Embassy of Mexico in the U.S.
<http://embamex.sre.gob.mx/eua>

Invest in Mexico
<https://bit.ly/investmx>

Consulates of Mexico
<https://bit.ly/consulatesmx>

1. U.S. Census Bureau, www.census.gov
2. Trade Partnership Worldwide LLC / Business Roundtable, www.businessroundtable.org
3. "FDI Stock by UBO" SelectUSA / U.S. Department of Commerce, www.selectusa.gov

@embamexeua

