



Total trade in 2024¹

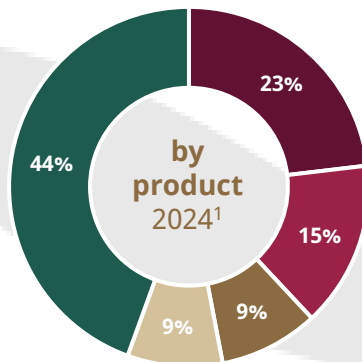
\$15.4
million

EXPORTS
\$2.4 million

IMPORTS
\$13.0 million

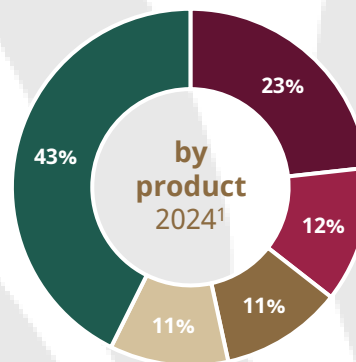
Hawaii's exports to Mexico

- Electrical Equipment & Components
- Household & Kitchen Cabinets
- Textile Furnishings
- Electrical Equipment
- Other

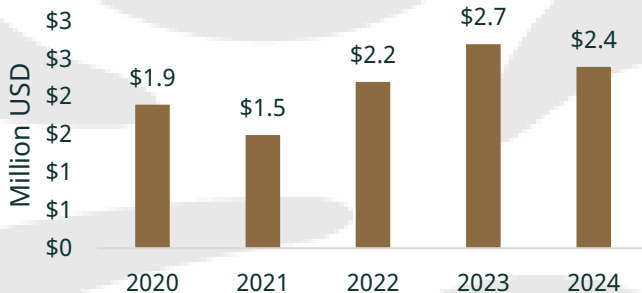


Hawaii's imports from Mexico

- Household Appliances & Misc Machines
- Commercial & Service Industry Machinery
- Computer Equipment
- Beverages
- Other



Last five years¹



Last five years¹



Trade with Mexico
supports over
23
thousand
jobs in Hawaii²



México

Embajada de México en
Estados Unidos



Hawaii's most exported products to Mexico continue to grow (2023 – 2024)¹

288%

Electric Lighting Equipment

223%

Textile Furnishings

87%

Ships & Boats

81%

Household &
Kitchen Cabinets

Mexico is the United States' top trade partner¹



Mexico is an important trade partner across the U.S.

#1 for 10 states
#2 for 16 states
#3 for 11 states

Trade with Mexico sustains

5 MILLION +

jobs in the United States²

Mexico's Foreign Direct Investment to the U.S.
2023³

\$57.7 billion

Useful Links

Embassy of Mexico in the U.S.
<http://embamex.sre.gob.mx/eua>

Invest in Mexico
<https://bit.ly/investmx>

Consulates of Mexico
<https://bit.ly/consulatesmx>

1. U.S. Census Bureau, www.census.gov
2. Trade Partnership Worldwide LLC / Business Roundtable, www.businessroundtable.org
3. "FDI Stock by UBO" SelectUSA / U.S. Department of Commerce, www.selectusa.gov

@embamexeua

