



Total trade in 2024¹

\$20.5
billion

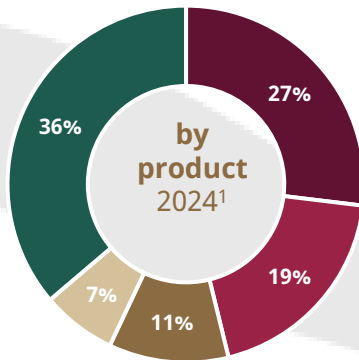
EXPORTS
\$8.9 billion

IMPORTS
\$11.6 billion

Arizona's total trade with Mexico is greater than the United States' total trade with New Zealand and Portugal combined.

Arizona's exports to Mexico

- Computer & Electronic Products
- Minerals & Ores
- Electrical Equipment, Appliances & Components
- Transportation Equipment
- Other

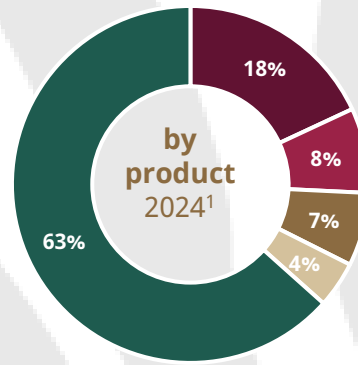


Last five years¹

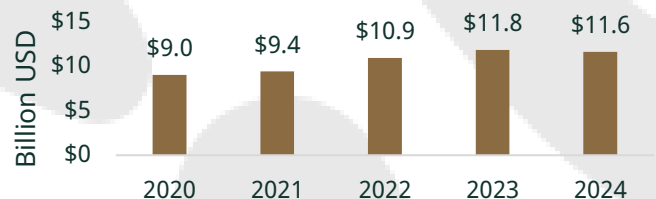


Arizona's imports from Mexico

- Vegetables & Melons
- Electrical Equipment & Components
- Motor Vehicle Parts
- Fruits & Tree Nuts
- Other



Last five years¹



Mexico is Arizona's #1 trade partner

Mexican investments in Arizona



Trade with Mexico
supports over

96

thousand
jobs in Arizona²

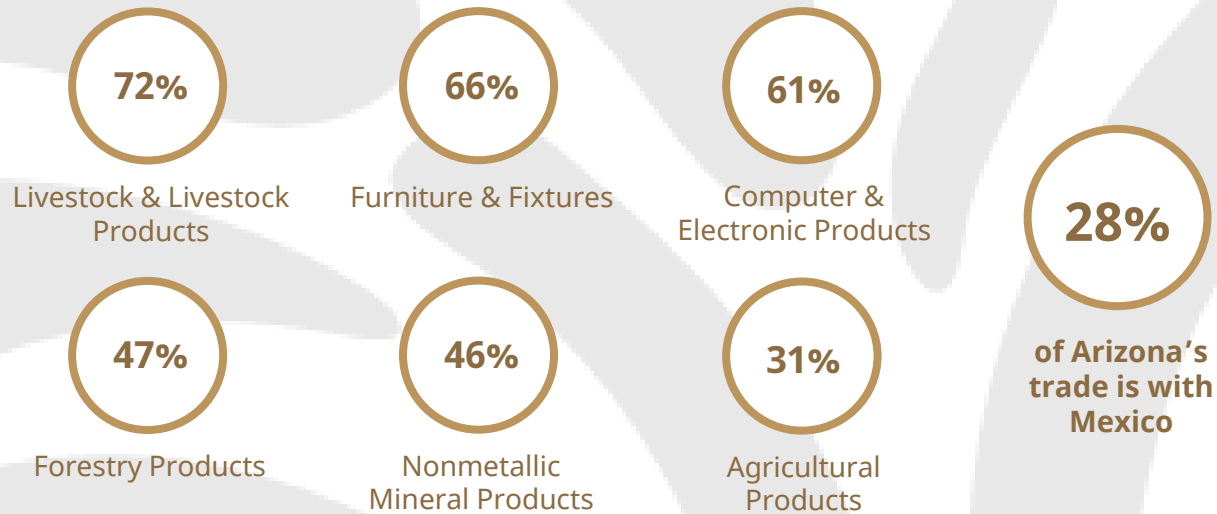


México

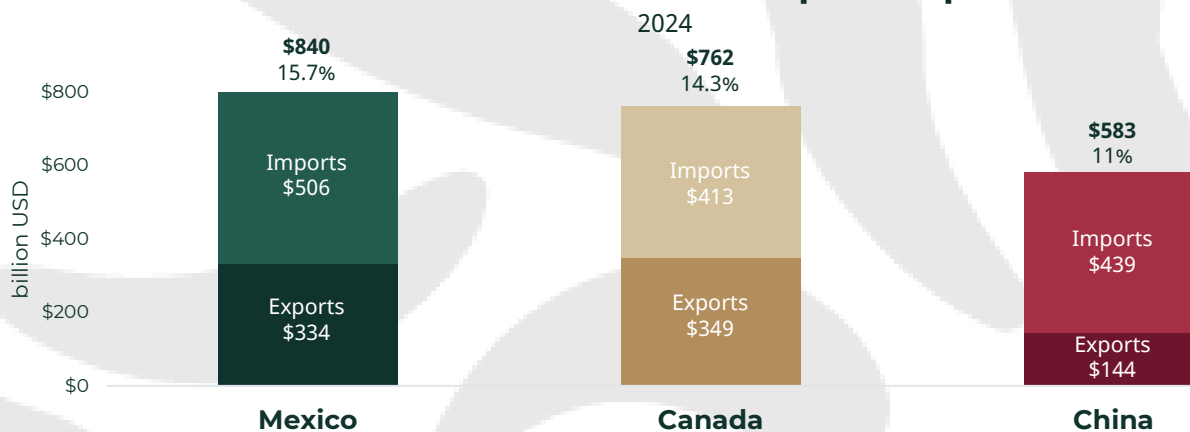
Embajada de México en
Estados Unidos



Arizona's most exported products to Mexico continue to grow (2023 – 2024)¹



Mexico is the United States' top trade partner¹



Mexico is an important trade partner across the U.S.

#1 for 10 states
#2 for 16 states
#3 for 11 states

Trade with Mexico sustains

5 MILLION +

jobs in the United States²

Mexico's Foreign Direct Investment to the U.S.
2023³

\$57.7 billion

Useful Links

Embassy of Mexico in the U.S.
<http://embamex.sre.gob.mx/eua>

Invest in Mexico
<https://bit.ly/investmx>

Consulates of Mexico
<https://bit.ly/consulatesmx>

1. U.S. Census Bureau, www.census.gov
2. Trade Partnership Worldwide LLC / Business Roundtable, www.businessroundtable.org
3. "FDI Stock by UBO" SelectUSA / U.S. Department of Commerce, www.selectusa.gov

@embamexeua

