



Total trade in 2024¹

\$76.9
million

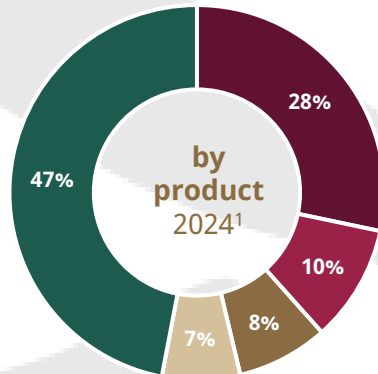
EXPORTS
\$31.4 million

IMPORTS
\$45.5 million

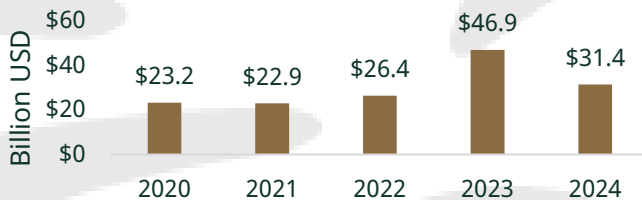
100% of Alaska's fabric exports, 31% of semiconductors, and 67% of motor vehicle parts are destined for Mexico, underlining Mexico's critical importance as a market for these sectors.

Alaska's exports to Mexico

- Petroleum & Coal Products
- Iron & Steel & Ferroalloy
- Alumina & Aluminum & Processing
- Basic Chemicals
- Other

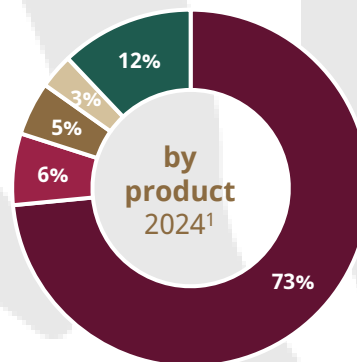


Last five years¹

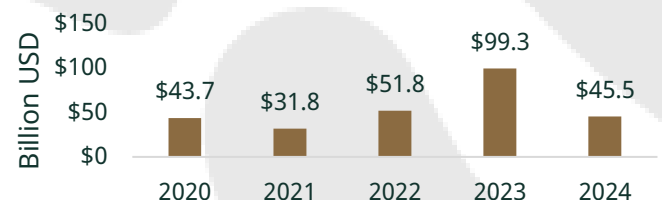


Alaska's imports from Mexico

- Iron & Steel & Ferroalloy
- Communications Equipment
- Household Appliances & Misc Machines
- Motor Vehicles
- Other



Last five years¹



**Mexican investments in
Alaska**



Trade with Mexico
supports over
9
thousand
jobs in Alaska²



México

Embajada de México en
Estados Unidos



Alaska's most exported products to Mexico continue to grow (2023 - 2024)¹

Mexico is one of
Alaska's top-20:
-Exports Destination
-Imports Origin
-Trade Partner

136.7%

Iron & Steel &
Ferroalloy

121%

Alumina &
Aluminum &
Processing

154%

Industrial Machinery

192%

Electrical
Equipment &
Components

Mexico is the United States' top trade partner¹

2024



Mexico is an important trade
partner across the U.S.

#1 for 10 states
#2 for 16 states
#3 for 11 states

Trade with Mexico sustains

5 MILLION +

jobs in the United States²

Mexico's Foreign Direct
Investment to the U.S.
2022³

\$57.7 billion

Useful Links

Embassy of Mexico in the U.S.
<http://embamex.sre.gob.mx/eua>

Invest in Mexico
<https://bit.ly/investmx>

Consulates of Mexico
<https://bit.ly/consulatesmx>

1. U.S. Census Bureau, www.census.gov
2. Trade Partnership Worldwide LLC / Business Roundtable, www.businessroundtable.org
3. "FDI Stock by UBO" SelectUSA / U.S. Department of Commerce, www.selectusa.gov

@embamexeua

